

School District
2023-2024 Estimate of Needs
and
Financial Statement of the Fiscal Year 2022-2023

FILED

OCT 20 2023

Board of Education of Woodward Public Schools
District No. I-1
County of Woodward
State of Oklahoma

STATE AUDITOR & INSPECTOR

To the Excise Board of said County and State, Greetings:

Pursuant to the requirements of 68 O. S. 2001 Section 3002, we submit herewith, for your consideration the within statement of the financial condition of the Board of Education of Woodward Public Schools, District No. I-1, County of Woodward, State of Oklahoma for the fiscal year beginning July 1, 2023, and ending June 30, 2024, together with an itemized statement of the estimated Income and Probable Needs of said School District for the ensuing fiscal year. We have separately prepared, executed and submit Financial Statements for the Fiscal Year so terminated, and Estimate of Requirements for the ensuing Fiscal Year, for such Sinking Fund, if any, as pertains to this District for the Bond, Coupon, and Judgment indebtedness, if any, outstanding and unpaid as of June 30, 2024, and also for the Sinking Fund of any disorganized District whose area or the major portion thereof is now embraced within the boundaries of this District; and this Certificate is as applicable thereto as if fully embodied therein. The same have been prepared in conformity with Statute.

Two copies of this Financial Statement and Estimate of Needs should be filed with the County Clerk not later than September 30 for all School Districts. One complete signed copy must be sent to the State Auditor and Inspector, 2300 N. Lincoln Blvd Room 100, Oklahoma City, OK 73105-4801 and one copy will be retained by the County Clerk. If publication may not be had by date required for filing, affidavit and proof of publication are required to be attached within five days after date of filing.

Prepared by: Chas W Carroll, PA



Submitted to the Woodward County Excise Board

This 11 Day of SEPTEMBER, 2023

School Board Member's Signatures

Chairman: *Chad Marshall*
 Member: *Ben J. Wilts*
 Member: *Leah Barby*
 Member: _____
 Member: _____
 Treasurer: *Rose June*

Clerk: *Bue Land*
 Member: _____
 Member: _____
 Member: _____
 Member: _____



Woodward

Affidavit of Publication

State of Oklahoma, County of Woodward

I, Sue Laird, the undersigned duly qualified and acting Clerk of the Board of Education of Woodward Public Schools, School District No. I-1, County and State aforesaid, being first duly sworn according to law, hereby depose and say:

1. That I complied with 68 O. S. 2001 Section 3002, (both independent and dependent) by having the within Financial Statement and Estimate of Needs which was prepared at the time and in the manner provided by law, published as required by law, in a legally-qualified newspaper of general circulation in the district, there being no legally-qualified newspaper published in the school district, as evidenced by a copy of such published statement and estimate together with proof of publication thereof attached hereto marked Exhibit No. 1 and made a part hereof (strike inapplicable phrases).
2. That I complied with currently effective statutes, by having the Notice of Emergency Levy Election and the call for such Election on the date hereinbefore certified by the Governing Board, the Itemized Statements and the Itemized Estimate of the amount necessary for the ensuing fiscal year requiring such emergency levy for the current expense purposes as prepared by the Board of Education duly published or posted, as the case may be, in full compliance with law for this class of school district, and as provided by law duly made public in the manner and at the time provided by law, for this class of district and in all respects according to law, in relation to said election on such emergency levy as hereinbefore certified by said Governing Board.
3. That I complied with the statute by having published or posted (if required for this class of district) the notice of local support levy election, and the call for such election on the date hereinbefore certified by the Board of Education. That the Estimate of Needs as prepared by the Board of Education required such local support levy in addition to other tax levies, to fully meet the current expense purposes of the school district for the ensuing year.
4. That in conformity to resolution by said Board of Education, I caused Notice of Building Fund Levy Election under the provisions of Article 10, Section 10, Oklahoma Constitution, and the Call of such Election on the date hereinbefore certified by the Governing Board, together with Itemized Statements and an Estimate of the amount necessary for the ensuing fiscal year requiring such levy for the purpose of erecting, remodeling or repairing school buildings, and for purchasing school furniture, in said District, published or posted to contain such Notice and Call, fixing the number of voting places and particularly describing each and every such place or places, and fixing the day on which such election should be had after the expiration of such notice, duly published or posted as is required by law for this class of district.



Sue Laird
 Clerk, Board of Education

Subscribed and sworn to before me this 11 day of September, 2023.

Lesla Tune
 Notary Public

8-16-26
 My Commission Expires



Wendy Dunlap
 Secretary and Clerk of Excise Board
 Woodward County, Oklahoma



Affidavit of Publication

STATE OF OKLAHOMA }
COUNTY OF WOODWARD } SS

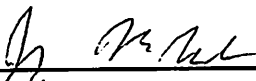
Johnny McMahan, being duly sworn, says:

That he is an employee of the Woodward News, a daily newspaper of general circulation, printed and published in Woodward, Woodward County, Oklahoma; that the publication, a copy of which is attached hereto, was published in the said newspaper on the following dates:

September 16, 2023

That said newspaper was regularly issued and circulated on those dates.

SIGNED:



an employee

Subscribed to and sworn to me this 16th day of September 2023.



Sara Acosta, Multi Media Rep, Woodward County, Oklahoma

My commission expires: March 09, 2027

a0110472 00057165

Woodward Public Schools -Legals
P. O. Box 668
1023 10th St.
Woodward, OK 73802



Woodward News

Call: 580-256-2200 ext. 240

Email: classified@woodwardnews.net

Hours: 9:00 am - 4:00 pm Monday- Friday

Visit the Classifieds Online at: www.woodwardnews.net

Legals

(Published in the Woodward News on September 16th and 23rd, 2023)

IN THE DISTRICT COURT OF WOODWARD COUNTY STATE OF OKLAHOMA

In the Matter of the Estate of ALVA L. BEACH, Deceased.

Case No. PB-2023-47

NOTICE TO CREDITORS

All creditors having claims against Alva L. Beach, Deceased, are required to present same, with a description of all security interests and other collateral, if any, held by each creditor with respect to such claim, to the named Personal Representative, c/o Kyle Dornick, at the law offices of HODGGEN LAW FIRM, PLLC, 1002 Ninth Street, Woodward, Oklahoma, on or before the following presentation date: November 13, 2023, or the same will be forever barred.

DATED this 13th day of September, 2023.

/s/ Robert R. Burdette
Robert R. Burdette, Personal Representative of the Estate of Alva L. Beach, Deceased

Kyle Dornick, OBA #11981
HODGGEN LAW FIRM, PLLC
P. O. Box 529
Woodward, OK 73802
(580) 256-5517
Attorney for Personal Representative

LPXLP
(Published in the Woodward News on September 16th and 23rd, 2023)

IN THE DISTRICT COURT OF WOODWARD COUNTY STATE OF OKLAHOMA

In the Matter of the Estate of CLARENCE EUGENE LEHR, Deceased.

Case No. PB-2023-45

NOTICE TO CREDITORS

All creditors having claims against Clarence Eugene Lehr, Deceased, are required to present same, with a description of all security interests and other collateral, if any, held by each creditor with respect to such claim, to the named Personal Representative, c/o Kyle Dornick, at the law offices of HODGGEN LAW FIRM, PLLC, 1002 Ninth Street, Woodward, Oklahoma, on or before the following presentation date: November 13, 2023, or the same will be forever barred.

DATED this 13th day of September, 2023.

/s/ Robert R. Burdette
Robert R. Burdette, Personal Representative of the Estate of Clarence Eugene Lehr, Deceased

Kyle Dornick, OBA #11981
HODGGEN LAW FIRM, PLLC
P. O. Box 529
Woodward, OK 73802
(580) 256-5517
Attorney for Personal Representative

LPXLP
(Published in the Woodward News on September 16th and 23rd, 2023)

Legals

(Published in the Woodward News on September 16, 2023.)

NOTICE TO CREDITORS

All creditors having claims against Clarence Eugene Lehr, Deceased, are required to present same, with a description of all security interests and other collateral, if any, held by each creditor with respect to such claim, to the named Personal Representative, c/o Kyle Dornick, at the law offices of HODGGEN LAW FIRM, PLLC, 1002 Ninth Street, Woodward, Oklahoma, on or before the following presentation date: November 13, 2023, or the same will be forever barred.

DATED this 13th day of September, 2023.

/s/ Albert E. Lehr
Albert E. Lehr, Co-Personal Representative of the Estate of Clarence Eugene Lehr, Deceased

/s/ Carol J. Hearn
Carol J. Hearn, Co-Personal Representative of the Estate of Clarence Eugene Lehr, Deceased

Kyle Dornick, OBA #11981
HODGGEN LAW FIRM, PLLC
P. O. Box 529
Woodward, OK 73802
(580) 256-5517
Attorney for Personal Representative

LPXLP

Special Notices

Keeping You Informed One Story at a Time! THE WOODWARD NEWS
In Print + Online On Any Device!
(580)256-2200

Legals

(Published in the Woodward News on September 16th, 23rd, and 30th 2023.)

IN THE DISTRICT COURT OF WOODWARD COUNTY STATE OF OKLAHOMA

IN THE MATTER OF THE ESTATE OF DONALD GENE CRAIN, DECEASED.

No. PB-2023-23

NOTICE OF HEARING FINAL ACCOUNT AND PETITION FOR DETERMINATION OF HEIRS AND DISTRIBUTION OF THE ESTATE

Notice is hereby given that Travis Jon Crain, Personal Representative of the Estate of Donald Gene Crain, Deceased, having filed in this Court her Final Account of the Administration of said Estate and her Petition for Determination of Heirs and Distribution of said Estate and hearing of the same has been set by the Judge of said Court for the 13th day of October, 2023, at 9:30 AM, in the District Court House, Woodward County, Woodward, Oklahoma, and all persons interested in said Estate are notified then and there to appear and show cause, if any they have, why said account should not be settled and allowed and said Estate distributed.

Dated this 13th day of September, 2023.

/s/ Erin N Kirksey
Erin N Kirksey, JUDGE OF THE DISTRICT COURT

DENNIS A. SMITH
Attorney for Personal Representative
P.O. Box 935
Clinton, OK 73801
(580)323-3777
dasmith@tnt.com

LPXLP

ANNOUNCEMENTS

Legals

(Published in the Woodward News on September 16th, 23rd, and 30th 2023.)

IN THE DISTRICT COURT OF WOODWARD COUNTY STATE OF OKLAHOMA

Case No. PG-2023-1

IN THE MATTER OF THE GUARDIANSHIP OF: JEBBIDIAH WAYNE HASTINGS and RAYLEE LOUISE HASTINGS Minor Children, Under Eighteen (18) Years of Age.

AMENDED NOTICE BY PUBLICATION

STATE OF OKLAHOMA TO:

Jessica Lee Berry

Take notice that you have been used in the above named Court by the Honorable Judge Barrett, Petitioner, alleging that the need for a guardianship has arisen for the above minor children You must Answer said Petition on or before the 15th day of October, 2023, or said Petition will be taken as true and a judgment will be rendered for said Petitioner granting her a guardianship of the minor children. Take notice that the Petitioner's Petition for Guardianship is set in the above styled and numbered cause at the Woodward County Court House, in Woodward, Oklahoma on the 13th day of December, 2023, at 2:30 p.m., before the Honorable Judge Kirksey.

Dated this 13th day of September, 2023.

/s/ Candee R. Wilson
Candee R. Wilson, OBA #18878
Wilson Law Office, PLLC
123 E. Towhee Street, Suite 103
Norman, OK 73069
(405) 329-9400 Phone
(405) 310-2074
Wilson011@att.net
Attorney for Petitioner

LPXLP

Special Notices

Respectfully submitted,
/s/ Candee R. Wilson
Candee R. Wilson, OBA #18878
Wilson Law Office, PLLC
123 E. Towhee Street, Suite 103
Norman, OK 73069
(405) 329-9400 Phone
(405) 310-2074
Wilson011@att.net
Attorney for Petitioner

Legals

(Published in Woodward News on September 16th, 2023)

Final Statement of Assets and Liabilities for the Year Ending June 30, 2022

Financial Statement of the Board of Directors of Woodward County, Oklahoma

For the Year Ending June 30, 2022

Account	Balance	Change	Total
Assets			
Current Assets			
Accounts Receivable	1,234,567	123,456	1,358,023
Inventory	567,890	45,678	613,568
Prepaid Expenses	123,456	12,345	135,801
Other Current Assets	345,678	23,456	369,134
Total Current Assets	2,271,591	204,935	2,476,526
Non-Current Assets			
Land	1,234,567	0	1,234,567
Buildings	567,890	0	567,890
Equipment	123,456	0	123,456
Other Non-Current Assets	345,678	0	345,678
Total Non-Current Assets	2,271,591	0	2,271,591
Total Assets	4,543,182	204,935	4,748,117
Liabilities			
Current Liabilities			
Accounts Payable	123,456	12,345	135,801
Other Current Liabilities	345,678	23,456	369,134
Total Current Liabilities	469,134	35,801	504,935
Non-Current Liabilities			
Long-Term Debt	1,234,567	0	1,234,567
Other Non-Current Liabilities	567,890	0	567,890
Total Non-Current Liabilities	1,802,457	0	1,802,457
Total Liabilities	2,271,591	35,801	2,307,392
Total Assets minus Total Liabilities	2,271,591	169,134	2,440,725

Dated this 13th day of September, 2023.

/s/ Candee R. Wilson
Candee R. Wilson, OBA #18878
Wilson Law Office, PLLC
123 E. Towhee Street, Suite 103
Norman, OK 73069
(405) 329-9400 Phone
(405) 310-2074
Wilson011@att.net
Attorney for Petitioner

LPXLP

ANNOUNCEMENTS

Respectfully submitted,
/s/ Candee R. Wilson
Candee R. Wilson, OBA #18878
Wilson Law Office, PLLC
123 E. Towhee Street, Suite 103
Norman, OK 73069
(405) 329-9400 Phone
(405) 310-2074
Wilson011@att.net
Attorney for Petitioner

Legals

(Published in the Woodward News on September 16th, 2023)

Final Statement of Assets and Liabilities for the Year Ending June 30, 2022

Financial Statement of the Board of Directors of Woodward County, Oklahoma

For the Year Ending June 30, 2022

Account	Balance	Change	Total
Assets			
Current Assets			
Accounts Receivable	1,234,567	123,456	1,358,023
Inventory	567,890	45,678	613,568
Prepaid Expenses	123,456	12,345	135,801
Other Current Assets	345,678	23,456	369,134
Total Current Assets	2,271,591	204,935	2,476,526
Non-Current Assets			
Land	1,234,567	0	1,234,567
Buildings	567,890	0	567,890
Equipment	123,456	0	123,456
Other Non-Current Assets	345,678	0	345,678
Total Non-Current Assets	2,271,591	0	2,271,591
Total Assets	4,543,182	204,935	4,748,117
Liabilities			
Current Liabilities			
Accounts Payable	123,456	12,345	135,801
Other Current Liabilities	345,678	23,456	369,134
Total Current Liabilities	469,134	35,801	504,935
Non-Current Liabilities			
Long-Term Debt	1,234,567	0	1,234,567
Other Non-Current Liabilities	567,890	0	567,890
Total Non-Current Liabilities	1,802,457	0	1,802,457
Total Liabilities	2,271,591	35,801	2,307,392
Total Assets minus Total Liabilities	2,271,591	169,134	2,440,725

Dated this 13th day of September, 2023.

/s/ Candee R. Wilson
Candee R. Wilson, OBA #18878
Wilson Law Office, PLLC
123 E. Towhee Street, Suite 103
Norman, OK 73069
(405) 329-9400 Phone
(405) 310-2074
Wilson011@att.net
Attorney for Petitioner

LPXLP

ANNOUNCEMENTS

Respectfully submitted,
/s/ Candee R. Wilson
Candee R. Wilson, OBA #18878
Wilson Law Office, PLLC
123 E. Towhee Street, Suite 103
Norman, OK 73069
(405) 329-9400 Phone
(405) 310-2074
Wilson011@att.net
Attorney for Petitioner

2023 FUNDRAISER EVENTS

FRIDAY OCT. 06 TRIVIA NIGHT
WOODWARD COUNTY EVENT CENTER 6:30-9:30 PM
JOIN UNITED FUND OF WOODWARD FOR A NIGHT OF TRIVIA, DRINKS, DANCE, AND \$1000 GRAND PRIZE!

TUESDAY OCT. 12 CHICKEN NOODLE DINNER
6:00-9:00 PM \$14/TICKET
CHICKEN & NOODLES, OILS & SALES AUCTION

THURSDAY OCT. 26 BAKED POTATO DINNER
WOODWARD SENIOR CENTER 4:30-6:30 PM \$4/TICKET
BAKED POTATO SALES & PRIZES!

TICKETS AVAILABLE FROM ANY SENIOR MEMBER OR AGENCY!

UNITED FUND OF WOODWARD PRESENTS Trivia Night

\$1,000 GRAND PRIZE
FRIDAY, OCTOBER 6, 2023
6-9:30PM DINNER @ 6:30
FOR THE BENEFIT OF 12 LOCAL AGENCIES SUPPORTED BY THE UNITED FUND OF WOODWARD

WOODWARD COUNTY EVENT CENTER

Legals

(Published in the Woodward News on September 16, 2023)

Final Statement of Assets and Liabilities for the Year Ending June 30, 2022

Financial Statement of the Board of Directors of Woodward County, Oklahoma

For the Year Ending June 30, 2022

Account	Balance	Change	Total
Assets			
Current Assets			
Accounts Receivable	1,234,567	123,456	1,358,023
Inventory	567,890	45,678	613,568
Prepaid Expenses	123,456	12,345	135,801
Other Current Assets	345,678	23,456	369,134
Total Current Assets	2,271,591	204,935	2,476,526
Non-Current Assets			
Land	1,234,567	0	1,234,567
Buildings	567,890	0	567,890
Equipment	123,456	0	123,456
Other Non-Current Assets	345,678	0	345,678
Total Non-Current Assets	2,271,591	0	2,271,591
Total Assets	4,543,182	204,935	4,748,117
Liabilities			
Current Liabilities			
Accounts Payable	123,456	12,345	135,801
Other Current Liabilities	345,678	23,456	369,134
Total Current Liabilities	469,134	35,801	504,935
Non-Current Liabilities			
Long-Term Debt	1,234,567	0	1,234,567
Other Non-Current Liabilities	567,890	0	567,890
Total Non-Current Liabilities	1,802,457	0	1,802,457
Total Liabilities	2,271,591	35,801	2,307,392
Total Assets minus Total Liabilities	2,271,591	169,134	2,440,725

Dated this 13th day of September, 2023.

/s/ Candee R. Wilson
Candee R. Wilson, OBA #18878
Wilson Law Office, PLLC
123 E. Towhee Street, Suite 103
Norman, OK 73069
(405) 329-9400 Phone
(405) 310-2074
Wilson011@att.net
Attorney for Petitioner

LPXLP

ANNOUNCEMENTS

Respectfully submitted,
/s/ Candee R. Wilson
Candee R. Wilson, OBA #18878
Wilson Law Office, PLLC
123 E. Towhee Street, Suite 103
Norman, OK 73069
(405) 329-9400 Phone
(405) 310-2074
Wilson011@att.net
Attorney for Petitioner

Meet the Team!

JOHNNY McMAHAN - EDITOR
SHEILA GAY - PUBLISHER
SARA AGOSTA - MULTI-MEDIA REP

Subscribe Today!
Local News, Local Sports, Local Views
Calendars, Recipes, Ad Deals
Unlimited Digital Access
Breaking News Alerts
Daily Email Newsletters
Downloadable App

RAMIREZ ALVAREZ - STAFF WRITER
SIERRA HURRIS - CLASSIFIED REP

Local Newspapers are IMPORTANT

Any Way You Look At It

Chas W. Carroll, P.A.
302 N. Independence, Suite 103
Enid, Oklahoma 73701

Independent Accountant's Compilation Report

To the Board of Education
Woodward Public Schools
District No. I-1, Woodward County

Management is responsible for the accompanying 2022-2023 prescribed financial statements as of and for the fiscal year ended June 30, 2023, and the 2023-2024 Estimate of Needs (SA&I Form 2661R06) and Publication Sheet (SA&I Form 2662R06) for District No. I-1, Woodward County, included in the accompanying prescribed form. We have performed a compilation engagement in accordance with Statements on Standards for Accounting and Review Services promulgated by the Accounting and Review Services Committee of the AICPA. We did not audit or review the prescribed financial statements, estimate of needs and publication sheet nor were we required to perform any procedures to verify the accuracy or completeness of the information provided by management. We do not express an opinion, a conclusion, nor provide any assurance on these prescribed financial statements.

The prescribed financial statements, estimate of needs and publication sheet forms are presented in accordance with the requirements prescribed by the Office of the Oklahoma State Auditor and Inspector per 68 OS § 3003.B., as defined by rules promulgated by the Oklahoma State Department of Education per 70 OS § 5-134.1.D., and are not intended to be a complete presentation of the School's assets and liabilities.

This report is intended solely for the information and use of the Oklahoma State Department of Education, the School District, Woodward County Excise Board, and for filing with the State Auditor and Inspector and is not intended to be and should not be used by anyone other than these specified parties.



Chas W Carroll, PA
Enid, OK

August 22, 2023

Index Page

General.....	1
Co-op.....	7
Building.....	13
Sinking Fund Bonds.....	19
Sinking Fund.....	25
Capital Project Individual.....	31
Enterprise Individual.....	33
Exhibit Y.....	35
Exhibit Z.....	39

GENERAL FUND ACCOUNTS COVERING THE PERIOD JULY 1, 2022 TO JUNE 30, 2023
ESTIMATE OF NEEDS FOR 2023-2024

EXHIBIT 'A'

Schedule 1: Current Balance Sheet for June 30, 2023	
	Amount
ASSETS:	
Cash Balances	\$3,509,311.12
Investments	\$0.00
TOTAL ASSETS	\$3,509,311.12
LIABILITIES AND RESERVES:	
Warrants Outstanding	\$791,871.22
Reserve for Interest on Warrants	\$0.00
Reserves From Schedule 8	\$422,032.17
TOTAL LIABILITIES AND RESERVES	\$1,213,903.39
CASH FUND BALANCE JUNE 30, 2023	\$2,295,407.73
TOTAL LIABILITIES, RESERVES AND CASH FUND BALANCE	\$3,509,311.12

Schedule 2: Revenue and Requirements, 2022-2023		
REVENUE:	Estimated Budget	Actual Revenue & Expenditures
Revenues, Non-Revenue Receipts & Cash Balances (Schedule 6)	\$24,531,519.35	\$26,526,997.62
LESS: REQUIREMENTS:		
Expenditures (Schedule 8)	\$24,531,519.35	\$24,231,589.89
CASH FUND BALANCE JUNE 30, 2023	\$0.00	\$2,295,407.73

Schedule 3: General Fund Cash Accounts of Current and all Prior Years				
CURRENT AND ALL PRIOR YEARS	2022-23	2021-22	PRE-2021	Total
Cash Balance Reported to Excise Board 6-30-22	\$0.00	\$3,524,231.31	\$0.00	\$3,524,231.31
REVENUES, NON-REVENUE RECEIPTS & CASH BALANCE				
Revenues/Non-Rev (Sch 6 Source Codes 1000 to 5999)	\$23,772,557.41	\$0.00	\$0.00	\$23,772,557.41
Cash Balances Transferred (Sch 6 Source Code 6110)	\$2,696,976.11	-\$2,696,976.11	\$0.00	\$0.00
Prior Year Lapsed Appropri (Sch 6 Source Code 6130)	\$56,641.32	-\$56,641.32	\$0.00	\$0.00
Estopped Warrants (Sch 6 Source Code 6140)	\$822.78	-\$822.78	\$0.00	\$0.00
Interfund Transfers (Sch 6 Source Code 6200)	\$0.00	\$0.00	\$0.00	\$0.00
TOTAL REVENUES, NON-REVENUE RECEIPTS & CASH BALAN	\$26,526,997.62	-\$2,754,440.21	\$0.00	\$23,772,557.41
Warrants Paid of Year in Caption	\$23,017,686.50	\$769,791.10	\$0.00	\$23,787,477.60
TOTAL DISBURSEMENTS	\$23,017,686.50	\$769,791.10	\$0.00	\$23,787,477.60
CASH & INVESTMENTS BALANCE JUNE 30, 2023	\$3,509,311.12	\$0.00	\$0.00	\$3,509,311.12
Reserve for Warrants Outstanding (Schedule 4)	\$791,871.22	\$0.00	\$0.00	\$791,871.22
Reserve for Encumbrances (Schedule 8)	\$422,032.17	\$0.00	\$0.00	\$422,032.17
TOTAL LIABILITIES AND RESERVE	\$1,213,903.39	\$0.00	\$0.00	\$1,213,903.39
DEFICIT:	\$0.00	\$0.00	\$0.00	\$0.00
CASH FUND BAL FORWARD TO SUCCEEDING YEAR	\$2,295,407.73	\$0.00	\$0.00	\$2,295,407.73

Schedule 4: General Fund Warrant Accounts of Current and all Prior Years				
CURRENT AND ALL PRIOR YEARS	2022-23	2021-22	PRE-2021	Total
Warrants Outstanding 6-30 of Year in Caption	\$0.00	\$625,605.74	\$0.00	\$625,605.74
Warrants Registered During Year	\$23,809,557.72	\$145,008.14	\$0.00	\$23,954,565.86
TOTAL	\$23,809,557.72	\$770,613.88	\$0.00	\$24,580,171.60
Warrants Paid During Year	\$23,017,686.50	\$769,791.10	\$0.00	\$23,787,477.60
Warrants Converted to Bonds or Judgments	\$0.00	\$0.00	\$0.00	\$0.00
Warrants Estopped by Statute/Canceled	\$0.00	\$822.78	\$0.00	\$822.78
TOTAL WARRANTS RETIRED	\$23,017,686.50	\$770,613.88	\$0.00	\$23,788,300.38
BALANCE WARRANTS OUTSTANDING JUNE 30, 2023	\$791,871.22	\$0.00	\$0.00	\$791,871.22

Schedule 5: 2022 Ad Valorem Tax Account		
ACCOUNTS COVERING THE PERIOD JULY 1, 2022 TO JUNE 30, 2023	35 Mills	Amount
2022 Net Valuation Certified to County Excise Board		\$165,918,516.00
Total Proceeds of Levy as Certified		\$6,004,314.00
Additions:		\$0.00
Deductions:		\$0.00
Gross Balance Tax		\$6,004,314.00
Less Reserve for Delinquent Tax		\$545,846.73
Reserve for Protests Pending		\$0.00
Balance Available Tax		\$5,458,467.27
Deduct 2022 Tax Apportioned		\$5,831,688.07
Net Balance 2022 Tax in Process of Collection		\$0.00
Excess Collections		\$373,220.80

GENERAL FUND ACCOUNTS COVERING THE PERIOD JULY 1, 2022 TO JUNE 30, 2023
ESTIMATE OF NEEDS FOR 2023-2024

EXHIBIT 'A'

Schedule 6: Revenue, Non-Revenue Receipts & Cash Balances		
SOURCE	2022-23 Account	
	AMOUNT ESTIMATED	ACTUALLY COLLECTED
1000 DISTRICT SOURCES OF REVENUE:		
1100 TAXES LEVIED/ASSESSED		
1110 Ad Valorem Tax Levy (Current Year)	\$5,458,467.27	\$5,831,688.07
1120 Ad Valorem Tax Levy (Prior Years)	\$0.00	\$204,964.46
1130 Revenue In Lieu Of Taxes	\$0.00	\$187.10
1140 Revenue From Local Governmental Units Other Than Leas	\$0.00	\$0.00
1190 Other Taxes	\$0.00	\$0.00
TOTAL TAXES LEVIED/ASSESSED	\$5,458,467.27	\$6,036,839.63
1200 Tuition & Fees	\$0.00	\$0.00
1300 Earnings on Investments and Bond Sales	\$22,143.40	\$157,307.19
1400 Rental, Disposals and Commissions	\$0.00	\$160,090.07
1500 Reimbursements	\$0.00	\$20,035.65
1600 Other Local Sources of Revenue	\$0.00	\$64,895.34
1700 Child Nutrition Programs	\$300,000.00	\$817.89
1800 Athletics	\$0.00	\$0.00
TOTAL DISTRICT SOURCES OF REVENUE	\$5,780,610.67	\$6,439,985.77
2000 INTERMEDIATE SOURCES OF REVENUE:		
2100 County 4 Mill Ad Valorem Tax	\$831,590.01	\$918,953.22
2200 County Apportionment (Mortgage Tax)	\$82,180.02	\$74,900.05
2300 Resale of Property Fund Distribution	\$0.00	\$0.00
2900 Other Intermediate Sources of Revenue	\$0.00	\$0.00
TOTAL INTERMEDIATE SOURCES OF REVENUE	\$913,770.03	\$993,853.27
3000 STATE SOURCES OF REVENUE:		
3100 STATE DEDICATED SOURCES OF REVENUE		
3110 Gross Production Tax	\$200,664.36	\$369,758.38
3120 Motor Vehicle Collections	\$1,075,126.38	\$1,092,960.01
3130 Rural Electric Cooperative Tax	\$196,257.99	\$247,693.61
3140 State School Land Earnings	\$336,533.09	\$387,728.62
3150 Vehicle Tax Stamps	\$0.00	\$2,310.11
3160 Farm Implement Tax Stamps	\$0.00	\$7,866.71
3170 Trailers and Mobile Homes	\$0.00	\$0.00
3190 Other Dedicated Revenue	\$0.00	\$1,707.28
TOTAL STATE DEDICATED SOURCES OF REVENUE	\$1,808,581.82	\$2,110,024.72
3200 STATE AID - NONCATEGORICAL		
3210 Foundation and Salary Incentive Aid	\$6,105,263.36	\$6,762,987.64
3220 Mid-Term Adjustment For Attendance	\$0.00	\$0.00
3230 Teacher Consultant Stipend	\$0.00	\$0.00
3240 Disaster Assistance	\$0.00	\$0.00
3250 Flexible Benefit Allowance	\$2,171,762.50	\$2,116,193.48
TOTAL STATE AID - NONCATEGORICAL	\$8,277,025.86	\$8,879,181.12
3300 State Aid - Competitive Grants - Categorical	\$0.00	\$46,392.02
3400 State - Categorical	\$178,070.37	\$234,908.83
3500 Special Programs	\$0.00	\$0.00
3600 Other State Sources of Revenue	\$0.00	\$18,128.94
3700 Child Nutrition Program	\$11,000.00	\$11,596.06
3800 State Vocational Programs - Multi-Source	\$76,353.00	\$76,353.00
TOTAL STATE SOURCES OF REVENUE	\$10,351,031.05	\$11,376,584.69
4000 FEDERAL SOURCES OF REVENUE:		
4100 Grants-In-Aid Direct From The Federal Government	\$326,785.00	\$26,785.00
4200 Disadvantaged Students	\$975,944.64	\$744,475.57
4300 Individuals With Disabilities	\$653,265.86	\$595,482.85
4400 No Child Left Behind	\$786,705.74	\$561,624.13
4500 Grants-In-Aid Passed Through Other State/Intermediate Sources	\$188,729.63	\$228,093.84
4600 Other Federal Sources Passed Through State Dept Of Education	\$1,177,700.63	\$1,553,126.70
4700 Child Nutrition Programs	\$680,000.00	\$927,258.39
4800 Federal Vocational Education	\$0.00	\$0.00
TOTAL FEDERAL SOURCES OF REVENUE	\$4,789,131.50	\$4,636,846.48
5000 NON-REVENUE RECEIPTS:		
TOTAL NON-REVENUE RECEIPTS	\$0.00	\$325,287.20
6000 BALANCE SHEET ACCOUNTS:		
6100 CASH ACCOUNTS		
6110 Cash Forward	\$2,696,976.11	\$2,696,976.11
6130 Prior-Year Lapsed Appropriations (Schedule 6)	\$0.00	\$56,641.32
6140 Estopped Warrants by Statute	\$0.00	\$822.78
TOTAL CASH ACCOUNTS	\$2,696,976.11	\$2,754,440.21
6200 Interfund Transfers	\$0.00	\$0.00
TOTAL BALANCE SHEET ACCOUNTS	\$2,696,976.11	\$2,754,440.21
GRAND TOTAL	\$24,531,519.35	\$26,526,997.62

GENERAL FUND ACCOUNTS COVERING THE PERIOD JULY 1, 2022 TO JUNE 30, 2023
ESTIMATE OF NEEDS FOR 2023-2024

EXHIBIT 'A'

Schedule 6: Revenue, Non-Revenue Receipts & Cash Balances (Continued)				
SOURCE	2022-23 Account	BASIS AND LIMIT OF ENSUING ESTIMATE	ESTIMATED BY GOVERNING BOARD	APPROVED BY EXCISE BOARD
	OVER/UNDER			
1000 DISTRICT SOURCES OF REVENUE:				
1100 TAXES LEVIED/ASSESSED				
1110 Ad Valorem Tax Levy (Current Year)	\$373,220.80	97.81%	\$5,704,261.99	\$5,704,261.99
1120 Ad Valorem Tax Levy (Prior Years)	\$204,964.46	0.00%	\$0.00	\$0.00
1130 Revenue In Lieu Of Taxes	\$187.10	0.00%	\$0.00	\$0.00
1140 Revenue From Local Governmental Units Other Than Leas	\$0.00	0.00%	\$0.00	\$0.00
1190 Other Taxes	\$0.00	0.00%	\$0.00	\$0.00
TOTAL TAXES LEVIED/ASSESSED	\$578,372.36		\$5,704,261.99	\$5,704,261.99
1200 Tuition & Fees	\$0.00	0.00%	\$0.00	\$0.00
1300 Earnings on Investments and Bond Sales	\$135,163.79	90.00%	\$141,576.47	\$141,576.47
1400 Rental, Disposals and Commissions	\$160,090.07	0.00%	\$0.00	\$0.00
1500 Reimbursements	\$20,035.65	0.00%	\$0.00	\$0.00
1600 Other Local Sources of Revenue	\$64,895.34	0.00%	\$0.00	\$0.00
1700 Child Nutrition Programs	-\$299,182.11	0.00%	\$0.00	\$0.00
1800 Athletics	\$0.00	0.00%	\$0.00	\$0.00
TOTAL DISTRICT SOURCES OF REVENUE	\$659,375.10		\$5,845,838.46	\$5,845,838.46
2000 INTERMEDIATE SOURCES OF REVENUE:				
2100 County 4 Mill Ad Valorem Tax	\$87,363.21	90.00%	\$827,057.90	\$827,057.90
2200 County Apportionment (Mortgage Tax)	-\$7,279.97	90.00%	\$67,410.05	\$67,410.05
2300 Resale of Property Fund Distribution	\$0.00	0.00%	\$0.00	\$0.00
2900 Other Intermediate Sources of Revenue	\$0.00	0.00%	\$0.00	\$0.00
TOTAL INTERMEDIATE SOURCES OF REVENUE	\$80,083.24		\$894,467.94	\$894,467.94
3000 STATE SOURCES OF REVENUE:				
3100 STATE DEDICATED SOURCES OF REVENUE:				
3110 Gross Production Tax	\$169,094.02	90.00%	\$332,782.54	\$332,782.54
3120 Motor Vehicle Collections	\$17,833.63	90.00%	\$983,664.01	\$983,664.01
3130 Rural Electric Cooperative Tax	\$51,435.62	90.00%	\$222,924.25	\$222,924.25
3140 State School Land Earnings	\$51,195.54	90.00%	\$348,955.76	\$348,955.76
3150 Vehicle Tax Stamps	\$2,310.11	0.00%	\$0.00	\$0.00
3160 Farm Implement Tax Stamps	\$7,866.71	0.00%	\$0.00	\$0.00
3170 Trailers and Mobile Homes	\$0.00	0.00%	\$0.00	\$0.00
3190 Other Dedicated Revenue	\$1,707.28	0.00%	\$0.00	\$0.00
TOTAL STATE DEDICATED SOURCES OF REVENUE	\$301,442.91		\$1,888,326.56	\$1,888,326.56
3200 STATE AID - NONCATEGORICAL				
3210 Foundation and Salary Incentive Aid	\$657,724.28	122.25%	\$8,268,043.59	\$8,268,043.59
3220 Mid-Term Adjustment For Attendance	\$0.00	0.00%	\$0.00	\$0.00
3230 Teacher Consultant Stipend	\$0.00	0.00%	\$0.00	\$0.00
3240 Disaster Assistance	\$0.00	0.00%	\$0.00	\$0.00
3250 Flexible Benefit Allowance	-\$55,569.02	101.04%	\$2,138,141.64	\$2,138,141.64
TOTAL STATE AID - NONCATEGORICAL	\$602,155.26		\$10,406,185.23	\$10,406,185.23
3300 State Aid - Competitive Grants - Categorical	\$46,392.02	29.58%	\$13,722.56	\$13,722.56
3400 State - Categorical	\$56,838.46	108.88%	\$255,778.77	\$255,778.77
3500 Special Programs	\$0.00	0.00%	\$0.00	\$0.00
3600 Other State Sources of Revenue	\$18,128.94	0.00%	\$0.00	\$0.00
3700 Child Nutrition Program	\$596.06	0.00%	\$0.00	\$0.00
3800 State Vocational Programs - Multi-Source	\$0.00	125.18%	\$95,581.00	\$95,581.00
TOTAL STATE SOURCES OF REVENUE	\$1,025,553.65		\$12,659,594.12	\$12,659,594.12
4000 FEDERAL SOURCES OF REVENUE:				
4100 Grants-In-Aid Direct From The Federal Government	-\$300,000.00	86.04%	\$23,045.00	\$23,045.00
4200 Disadvantaged Students	-\$231,469.07	147.66%	\$1,099,308.22	\$1,099,308.22
4300 Individuals With Disabilities	-\$57,783.01	132.89%	\$791,335.21	\$791,335.21
4400 No Child Left Behind	-\$225,081.61	63.68%	\$357,669.72	\$357,669.72
4500 Grants-In-Aid Passed Through Other State/Intermediate Sources	\$39,364.21	108.55%	\$247,595.71	\$247,595.71
4600 Other Federal Sources Passed Through State Dept Of Education	\$375,426.07	56.04%	\$870,434.34	\$870,434.34
4700 Child Nutrition Programs	\$247,258.39	73.29%	\$679,552.78	\$679,552.78
4800 Federal Vocational Education	\$0.00	0.00%	\$0.00	\$0.00
TOTAL FEDERAL SOURCES OF REVENUE	-\$152,285.02		\$4,068,940.98	\$4,068,940.98
5000 NON-REVENUE RECEIPTS:	\$325,287.20	79.31%	\$258,000.75	\$258,000.75
TOTAL NON-REVENUE RECEIPTS	\$325,287.20		\$258,000.75	\$258,000.75
6000 BALANCE SHEET ACCOUNTS:				
6100 CASH ACCOUNTS				
6110 Cash Forward	\$0.00	85.11%	\$2,295,407.73	\$2,295,407.73
6130 Prior-Year Lapsed Appropriations (Schedule 6)	\$56,641.32	0.00%	\$0.00	\$0.00
6140 Estopped Warrants by Statute	\$822.78	0.00%	\$0.00	\$0.00
TOTAL CASH ACCOUNTS	\$57,464.10		\$2,295,407.73	\$2,295,407.73
6200 Interfund Transfers	\$0.00	0.00%	\$0.00	\$0.00
TOTAL BALANCE SHEET ACCOUNTS	\$57,464.10		\$2,295,407.73	\$2,295,407.73
GRAND TOTAL	\$1,995,478.27		\$26,022,249.98	\$26,022,249.98

GENERAL FUND ACCOUNTS COVERING THE PERIOD JULY 1, 2022 TO JUNE 30, 2023
ESTIMATE OF NEEDS FOR 2023-2024

EXHIBIT 'A'

Schedule 7: Report of Prior Year Warrants Issued From Reserves			
FISCAL YEAR ENDING JUNE 30, 2022			
	RESERVES 06-30-2022	WARRANTS ISSUED SINCE	BALANCE LAPSED
TOTAL PRIOR YEAR RESERVES	\$201,649.46	\$145,008.14	\$56,641.32

Schedule 8: Report of Current Year Expenditures			
FISCAL YEAR ENDING JUNE 30, 2023			
APPROPRIATED ACCOUNTS	APPROPRIATIONS		
	ORIGINAL	SUPPLEMENTAL ADJUSTMENTS	FINAL APPROPRIATIONS
1000 INSTRUCTION	\$12,579,229.13	\$717,722.93	\$13,296,952.06
2000 SUPPORT SERVICES:			
2100 Support Services - Students	\$1,640,399.94	\$0.00	\$1,640,399.94
2200 Support Services - Instructional Staff	\$1,122,769.94	\$0.00	\$1,122,769.94
2300 Support Services - General Administration	\$958,753.18	\$0.00	\$958,753.18
2400 Support Services - School Administration	\$1,559,353.73	\$0.00	\$1,559,353.73
2500 Support Services - Business	\$946,767.07	\$0.00	\$946,767.07
2600 Operations And Maintenance of Plant Services	\$2,587,319.51	\$0.00	\$2,587,319.51
2700 Student Transportation Services	\$990,256.74	\$0.00	\$990,256.74
TOTAL SUPPORT SERVICES	\$9,805,620.11	\$0.00	\$9,805,620.11
3000 OPERATION OF NON-INSTRUCTION SERVICES:			
3100 Child Nutrition Programs Operations	\$2,044,463.87	\$485,020.70	\$2,529,484.57
3200 Other Enterprise Service Operations	\$0.00	\$0.00	\$0.00
3300 Community Services Operations	\$0.00	\$0.00	\$0.00
TOTAL OPERATION OF NON-INSTRUCTIONAL SERVICES	\$2,044,463.87	\$485,020.70	\$2,529,484.57
4000 FACILITIES ACQUISITION & CONSTRUCTION SERVICES:			
4200 Land Acquisition Services	\$0.00	\$0.00	\$0.00
4300 Land Improvement Services	\$0.00	\$0.00	\$0.00
4400 Architecture and Engineering Services	\$0.00	\$0.00	\$0.00
4500 Educational Specifications Development Services	\$0.00	\$0.00	\$0.00
4600 Building Acquisition and Construction Services	\$0.00	\$0.00	\$0.00
4700 Building Improvement Services	\$0.00	\$0.00	\$0.00
TOTAL FACILITIES ACQUISITION & CONST. SERVICES	\$0.00	\$0.00	\$0.00
5000 OTHER OUTLAYS:			
5100 Debt Service	\$0.00	\$0.00	\$0.00
5200 Fund Transfer/Reimbursement (Child Nutrition Fund)	\$0.00	\$0.00	\$0.00
5300 Clearing Account	\$0.00	\$0.00	\$0.00
5400 Indirect Cost Entitlement	\$80,180.48	\$0.00	\$80,180.48
5500 Private Nonprofit Schools	\$3,928.78	\$0.00	\$3,928.78
5600 Correcting Entry	\$18,096.98	\$0.00	\$18,096.98
5800 Charter School Reimbursement	\$0.00	\$0.00	\$0.00
5900 Arbitrage	\$0.00	\$0.00	\$0.00
TOTAL OTHER OUTLAYS	\$102,206.24	\$0.00	\$102,206.24
7000 OTHER USES / UNBUDGETED ITEMS:	\$0.00	\$0.00	\$0.00
8000 REPAYMENTS:	\$0.00	\$0.00	\$0.00
TOTAL GENERAL FUND 2022-23 FISCAL YEAR	\$24,531,519.35	\$1,202,743.63	\$25,734,262.98

GENERAL FUND ACCOUNTS COVERING THE PERIOD JULY 1, 2022 TO JUNE 30, 2023
ESTIMATE OF NEEDS FOR 2023-2024

EXHIBIT 'A'

Schedule 8: Report of Current Year Expenditures (Continued)				
FISCAL YEAR ENDING JUNE 30, 2023				
APPROPRIATED ACCOUNTS	WARRANTS ISSUED	RESERVES	LAPSED BALANCE KNOWN TO BE UNENCUMBERED	2022-2023 EXPENDITURES FOR CURRENT EXPENSE PURPOSES
1000 INSTRUCTION:	\$13,244,000.77	\$17,665.42	\$35,285.87	\$13,261,666.19
2000 SUPPORT SERVICES:				
2100 Support Services - Students	\$1,549,919.75	\$3,520.05	\$86,960.14	\$1,553,439.80
2200 Support Services - Instructional Staff	\$1,038,981.85	\$11,117.54	\$72,670.55	\$1,050,099.39
2300 Support Services - General Administration	\$839,921.08	\$6,968.87	\$111,863.23	\$846,889.95
2400 Support Services - School Administration	\$1,531,464.00	\$1,466.04	\$26,423.69	\$1,532,930.04
2500 Support Services - Business	\$887,885.66	\$6,424.11	\$52,457.30	\$894,309.77
2600 Operations And Maintenance of Plant Services	\$2,662,117.49	\$309,496.14	-\$384,294.12	\$2,971,613.63
2700 Student Transportation Services	\$852,308.48	\$64,241.09	\$73,707.17	\$916,549.57
TOTAL SUPPORT SERVICES	\$9,362,598.31	\$403,233.84	\$39,787.96	\$9,765,832.15
3000 OPERATION OF NON-INSTRUCTION SERVICES:				
3100 Child Nutrition Programs Operations	\$1,192,825.46	\$427.36	\$1,336,231.75	\$1,193,252.82
3200 Other Enterprise Service Operations	\$0.00	\$0.00	\$0.00	\$0.00
3300 Community Services Operations	\$0.00	\$0.00	\$0.00	\$0.00
TOTAL OPERATION OF NON-INSTRUCTIONAL SERVICES	\$1,192,825.46	\$427.36	\$1,336,231.75	\$1,193,252.82
4000 FACILITIES ACQUISITION & CONSTRUCTION SERVICES:				
4200 Land Acquisition Services	\$0.00	\$0.00	\$0.00	\$0.00
4300 Land Improvement Services	\$0.00	\$0.00	\$0.00	\$0.00
4400 Architecture and Engineering Services	\$0.00	\$0.00	\$0.00	\$0.00
4500 Educational Specifications Development Services	\$0.00	\$0.00	\$0.00	\$0.00
4600 Building Acquisition and Construction Services	\$0.00	\$0.00	\$0.00	\$0.00
4700 Building Improvement Services	\$0.00	\$0.00	\$0.00	\$0.00
TOTAL FACILITIES ACQUISITION & CONST. SERVICES	\$0.00	\$0.00	\$0.00	\$0.00
5000 OTHER OUTLAYS:				
5100 Debt Service	\$0.00	\$0.00	\$0.00	\$0.00
5200 Fund Transfer/Reimbursement (Child Nutrition Fund)	\$0.00	\$0.00	\$0.00	\$0.00
5300 Clearing Account	\$0.00	\$0.00	\$0.00	\$0.00
5400 Indirect Cost Entitlement	\$0.00	\$0.00	\$80,180.48	\$0.00
5500 Private Nonprofit Schools	\$3,928.78	\$0.00	\$0.00	\$3,928.78
5600 Correcting Entry	\$6,204.40	\$705.55	\$11,187.03	\$6,909.95
5800 Charter School Reimbursement	\$0.00	\$0.00	\$0.00	\$0.00
5900 Arbitrage	\$0.00	\$0.00	\$0.00	\$0.00
TOTAL OTHER OUTLAYS	\$10,133.18	\$705.55	\$91,367.51	\$10,838.73
7000 OTHER USES / UNBUDGETED ITEMS:	\$0.00	\$0.00	\$0.00	\$0.00
8000 REPAYMENTS:	\$0.00	\$0.00	\$0.00	\$0.00
TOTAL GENERAL FUND 2022-23 FISCAL YEAR	\$23,809,557.72	\$422,032.17	\$1,502,673.09	\$24,231,589.89

ESTIMATE OF NEEDS FOR THE FISCAL YEAR 2023-24	Estimate of Needs by	Approved by
PURPOSE:	Governing Board	County Excise Board
Current Expense	\$26,022,249.98	\$26,022,249.98
Pro rata share of County Assessor's Budget as determined by County Excise Board	\$0.00	\$0.00
GRAND TOTAL - Home School	\$26,022,249.98	\$26,022,249.98

CO-OP FUND ACCOUNTS COVERING THE PERIOD JULY 1, 2022 TO JUNE 30, 2023
ESTIMATE OF NEEDS FOR 2023-2024

EXHIBIT 'B'

Schedule 1: Current Balance Sheet for June 30, 2023	
	Amount
ASSETS:	
Cash Balances	\$0.00
Investments	\$0.00
TOTAL ASSETS	\$0.00
LIABILITIES AND RESERVES:	
Warrants Outstanding	\$0.00
Reserve for Interest on Warrants	\$0.00
Reserves From Schedule 8	\$0.00
TOTAL LIABILITIES AND RESERVES	\$0.00
CASH FUND BALANCE JUNE 30, 2023	\$0.00
TOTAL LIABILITIES, RESERVES AND CASH FUND BALANCE	\$0.00

Schedule 2: Revenue and Requirements, 2022-2023		
REVENUE:	Estimated Budget	Actual Revenue & Expenditures
Revenues, Non-Revenue Receipts & Cash Balances (Schedule 6)	\$69,511.00	\$73,213.98
LESS: REQUIREMENTS:		
Expenditures (Schedule 8)	\$69,511.00	\$73,213.98
CASH FUND BALANCE JUNE 30, 2023	\$0.00	\$0.00

Schedule 3: Co-op Fund Cash Accounts of Current and all Prior Years				
CURRENT AND ALL PRIOR YEARS	2022-23	2021-22	PRE-2021	Total
Cash Balance Reported to Excise Board 6-30-2	\$0.00	\$1,276.84	\$0.00	\$1,276.84
REVENUES, NON-REVENUE RECEIPTS & CASH BALANCE				
Revenues/Non-Rev (Sch 6 Source Codes 1000 to 5999)	\$73,213.98	\$0.00	\$0.00	\$73,213.98
Cash Balances Transferred (Sch 6 Source Code 6110)	\$0.00	\$0.00	\$0.00	\$0.00
Prior Year Lapsed Appropri (Sch 6 Source Code 6130)	\$0.00	\$0.00	\$0.00	\$0.00
Estopped Warrants (Sch 6 Source Code 6140)	\$0.00	\$0.00	\$0.00	\$0.00
Interfund Transfers (Sch 6 Source Code 6200)	\$0.00	\$0.00	\$0.00	\$0.00
TOTAL REVENUES, NON-REVENUE RECEIPTS & CASH BALANCE	\$73,213.98	\$0.00	\$0.00	\$73,213.98
Warrants Paid of Year in Caption	\$73,213.98	\$1,276.84	\$0.00	\$74,490.82
TOTAL DISBURSEMENTS	\$73,213.98	\$1,276.84	\$0.00	\$74,490.82
CASH & INVESTMENTS BALANCE JUNE 30, -1	\$0.00	\$0.00	\$0.00	\$0.00
Reserve for Warrants Outstanding (Schedule 4)	\$0.00	\$0.00	\$0.00	\$0.00
Reserve for Encumbrances (Schedule 8)	\$0.00	\$0.00	\$0.00	\$0.00
TOTAL LIABILITIES AND RESERVE	\$0.00	\$0.00	\$0.00	\$0.00
DEFICIT:	\$0.00	\$0.00	\$0.00	\$0.00
CASH FUND BAL FORWARD TO SUCCEEDING YEAR	\$0.00	\$0.00	\$0.00	\$0.00

Schedule 4: Co-op Fund Warrant Accounts of Current and all Prior Years				
CURRENT AND ALL PRIOR YEARS	2022-23	2021-22	PRE-2021	Total
Warrants Outstanding 6-30 of Year in Caption	\$0.00	\$1,276.84	\$0.00	\$1,276.84
Warrants Registered During Year	\$73,213.98	\$0.00	\$0.00	\$73,213.98
TOTAL	\$73,213.98	\$1,276.84	\$0.00	\$74,490.82
Warrants Paid During Year	\$73,213.98	\$1,276.84	\$0.00	\$74,490.82
Warrants Covered to Bonds or Judgments	\$0.00	\$0.00	\$0.00	\$0.00
Warrants Estopped by Statute/Canceled	\$0.00	\$0.00	\$0.00	\$0.00
TOTAL WARRANTS RETIRED	\$73,213.98	\$1,276.84	\$0.00	\$74,490.82
BALANCE WARRANTS OUTSTANDING JUNE 30, 2023	\$0.00	\$0.00	\$0.00	\$0.00

CO-OP FUND ACCOUNTS COVERING THE PERIOD JULY 1, 2022 TO JUNE 30, 2023
ESTIMATE OF NEEDS FOR 2023-2024

EXHIBIT 'B'

Schedule 6: Revenue, Non-Revenue Receipts & Cash Balances			
SOURCE	2022-23 Account		ACTUALLY COLLECTED
	AMOUNT ESTIMATED		
1000 DISTRICT SOURCES OF REVENUE:			
1100 TAXES LEVIED/ASSESSED			
1110 Ad Valorem Tax Levy (Current Year)		\$0.00	\$0.00
1120 Ad Valorem Tax Levy (Prior Years)		\$0.00	\$0.00
1130 Revenue In Lieu Of Taxes		\$0.00	\$0.00
1140 Revenue From Local Governmental Units Other Than Leas		\$0.00	\$0.00
1190 Other Taxes		\$0.00	\$0.00
TOTAL TAXES LEVIED/ASSESSED		\$0.00	\$0.00
1200 Tuition & Fees		\$0.00	\$0.00
1300 Earnings on Investments and Bond Sales		\$0.00	\$0.00
1400 Rental, Disposals and Commissions		\$0.00	\$0.00
1500 Reimbursements		\$0.00	\$0.00
1600 Other Local Sources of Revenue		\$0.00	\$0.00
1700 Child Nutrition Programs		\$0.00	\$0.00
1800 Athletics		\$0.00	\$0.00
TOTAL DISTRICT SOURCES OF REVENUE		\$0.00	\$0.00
2000 INTERMEDIATE SOURCES OF REVENUE			
2100 County 4 Mill Ad Valorem Tax		\$0.00	\$0.00
2200 County Apportionment (Mortgage Tax)		\$0.00	\$0.00
2300 Resale of Property Fund Distribution		\$0.00	\$0.00
2900 Other Intermediate Sources of Revenue		\$0.00	\$0.00
TOTAL INTERMEDIATE SOURCES OF REVENUE		\$0.00	\$0.00
3000 STATE SOURCES OF REVENUE:			
3100 STATE DEDICATED SOURCES OF REVENUE			
3110 Gross Production Tax		\$0.00	\$0.00
3120 Motor Vehicle Collections		\$0.00	\$0.00
3130 Rural Electric Cooperative Tax		\$0.00	\$0.00
3140 State School Land Earnings		\$0.00	\$0.00
3150 Vehicle Tax Stamps		\$0.00	\$0.00
3160 Farm Implement Tax Stamps		\$0.00	\$0.00
3170 Trailers and Mobile Homes		\$0.00	\$0.00
3190 Other Dedicated Revenue		\$0.00	\$0.00
TOTAL STATE DEDICATED SOURCES OF REVENUE		\$0.00	\$0.00
3200 STATE AID - NONCATEGORICAL			
3210 Foundation and Salary Incentive Aid		\$0.00	\$0.00
3220 Mid-Term Adjustment For Attendance		\$0.00	\$0.00
3230 Teacher Consultant Stipend		\$0.00	\$0.00
3240 Disaster Assistance		\$0.00	\$0.00
3250 Flexible Benefit Allowance		\$0.00	\$0.00
TOTAL STATE AID - NONCATEGORICAL		\$0.00	\$0.00
3300 State Aid - Competitive Grants - Categorical		\$0.00	\$3,748.64
3400 State - Categorical		\$0.00	\$0.00
3500 Special Programs		\$0.00	\$0.00
3600 Other State Sources of Revenue		\$0.00	\$0.00
3700 Child Nutrition Program		\$0.00	\$0.00
3800 State Vocational Programs - Multi-Source		\$0.00	\$0.00
TOTAL STATE SOURCES OF REVENUE		\$0.00	\$3,748.64
4000 FEDERAL SOURCES OF REVENUE:			
4100 Grants-In-Aid Direct From The Federal Government		\$0.00	\$0.00
4200 Disadvantaged Students		\$0.00	\$0.00
4300 Individuals With Disabilities		\$0.00	\$0.00
4400 No Child Left Behind		\$0.00	\$0.00
4500 Grants-In-Aid Passed Through Other State/Intermediate Sources		\$0.00	\$0.00
4600 Other Federal Sources Passed Through State Dept Of Education		\$0.00	\$0.00
4700 Child Nutrition Programs		\$0.00	\$0.00
4800 Federal Vocational Education		\$69,511.00	\$69,465.34
TOTAL FEDERAL SOURCES OF REVENUE		\$69,511.00	\$69,465.34
5000 NON-REVENUE RECEIPTS:			
TOTAL NON-REVENUE RECEIPTS		\$0.00	\$0.00
6000 BALANCE SHEET ACCOUNTS			
6100 CASH ACCOUNTS			
6110 Cash Forward		\$0.00	\$0.00
6130 Prior-Year Lapsed Appropriations (Schedule 6)		\$0.00	\$0.00
6140 Estopped Warrants by Statute		\$0.00	\$0.00
TOTAL CASH ACCOUNTS		\$0.00	\$0.00
6200 Interfund Transfers		\$0.00	\$0.00
TOTAL BALANCE SHEET ACCOUNTS		\$0.00	\$0.00
GRAND TOTAL		\$69,511.00	\$73,213.98

CO-OP FUND ACCOUNTS COVERING THE PERIOD JULY 1, 2022 TO JUNE 30, 2023
ESTIMATE OF NEEDS FOR 2023-2024

EXHIBIT 'B'

Schedule 6: Revenue, Non-Revenue Receipts & Cash Balances (Continued)					
SOURCE	2022-23 Account	BASIS AND LIMIT OF ENSUING	ESTIMATED BY GOVERNING BOARD	APPROVED BY EXCISE BOARD	
	OVER/UNDER				
1000 DISTRICT SOURCES OF REVENUE:					
1100 TAXES LEVIED/ASSESSED					
1110 Ad Valorem Tax Levy (Current Year)	\$0.00	0.00%	\$0.00	\$0.00	\$0.00
1120 Ad Valorem Tax Levy (Prior Years)	\$0.00	0.00%	\$0.00	\$0.00	\$0.00
1130 Revenue In Lieu Of Taxes	\$0.00	0.00%	\$0.00	\$0.00	\$0.00
1140 Revenue From Local Governmental Units Other Than Leas	\$0.00	0.00%	\$0.00	\$0.00	\$0.00
1190 Other Taxes	\$0.00	0.00%	\$0.00	\$0.00	\$0.00
TOTAL TAXES LEVIED/ASSESSED	\$0.00		\$0.00	\$0.00	\$0.00
1200 Tuition & Fees	\$0.00	0.00%	\$0.00	\$0.00	\$0.00
1300 Earnings on Investments and Bond Sales	\$0.00	0.00%	\$0.00	\$0.00	\$0.00
1400 Rental, Disposals and Commissions	\$0.00	0.00%	\$0.00	\$0.00	\$0.00
1500 Reimbursements	\$0.00	0.00%	\$0.00	\$0.00	\$0.00
1600 Other Local Sources of Revenue	\$0.00	0.00%	\$0.00	\$0.00	\$0.00
1700 Child Nutrition Programs	\$0.00	0.00%	\$0.00	\$0.00	\$0.00
1800 Athletics	\$0.00	0.00%	\$0.00	\$0.00	\$0.00
TOTAL DISTRICT SOURCES OF REVENUE	\$0.00		\$0.00	\$0.00	\$0.00
2000 INTERMEDIATE SOURCES OF REVENUE					
2100 County 4 Mill Ad Valorem Tax	\$0.00	0.00%	\$0.00	\$0.00	\$0.00
2200 County Apportionment (Mortgage Tax)	\$0.00	0.00%	\$0.00	\$0.00	\$0.00
2300 Resale of Property Fund Distribution	\$0.00	0.00%	\$0.00	\$0.00	\$0.00
2900 Other Intermediate Sources of Revenue	\$0.00	0.00%	\$0.00	\$0.00	\$0.00
TOTAL INTERMEDIATE SOURCES OF REVENUE	\$0.00		\$0.00	\$0.00	\$0.00
3000 STATE SOURCES OF REVENUE:					
3100 STATE DEDICATED SOURCES OF REVENUE:					
3110 Gross Production Tax	\$0.00	0.00%	\$0.00	\$0.00	\$0.00
3120 Motor Vehicle Collections	\$0.00	0.00%	\$0.00	\$0.00	\$0.00
3130 Rural Electric Cooperative Tax	\$0.00	0.00%	\$0.00	\$0.00	\$0.00
3140 State School Land Earnings	\$0.00	0.00%	\$0.00	\$0.00	\$0.00
3150 Vehicle Tax Stamps	\$0.00	0.00%	\$0.00	\$0.00	\$0.00
3160 Farm Implement Tax Stamps	\$0.00	0.00%	\$0.00	\$0.00	\$0.00
3170 Trailers and Mobile Homes	\$0.00	0.00%	\$0.00	\$0.00	\$0.00
3190 Other Dedicated Revenue	\$0.00	0.00%	\$0.00	\$0.00	\$0.00
TOTAL STATE DEDICATED SOURCES OF REVENUE	\$0.00		\$0.00	\$0.00	\$0.00
3200 STATE AID - NONCATEGORICAL					
3210 Foundation and Salary Incentive Aid	\$0.00	0.00%	\$0.00	\$0.00	\$0.00
3220 Mid-Term Adjustment For Attendance	\$0.00	0.00%	\$0.00	\$0.00	\$0.00
3230 Teacher Consultant Stipend	\$0.00	0.00%	\$0.00	\$0.00	\$0.00
3240 Disaster Assistance	\$0.00	0.00%	\$0.00	\$0.00	\$0.00
3250 Flexible Benefit Allowance	\$0.00	0.00%	\$0.00	\$0.00	\$0.00
TOTAL STATE AID - NONCATEGORICAL	\$0.00		\$0.00	\$0.00	\$0.00
3300 State Aid - Competitive Grants - Categorical	\$3,748.64	0.00%	\$0.00	\$0.00	\$0.00
3400 State - Categorical	\$0.00	0.00%	\$0.00	\$0.00	\$0.00
3500 Special Programs	\$0.00	0.00%	\$0.00	\$0.00	\$0.00
3600 Other State Sources of Revenue	\$0.00	0.00%	\$0.00	\$0.00	\$0.00
3700 Child Nutrition Program	\$0.00	0.00%	\$0.00	\$0.00	\$0.00
3800 State Vocational Programs - Multi-Source	\$0.00	0.00%	\$0.00	\$0.00	\$0.00
TOTAL STATE SOURCES OF REVENUE	\$3,748.64		\$0.00	\$0.00	\$0.00
4000 FEDERAL SOURCES OF REVENUE:					
4100 Grants-In-Aid Direct From The Federal Government	\$0.00	0.00%	\$0.00	\$0.00	\$0.00
4200 Disadvantaged Students	\$0.00	0.00%	\$0.00	\$0.00	\$0.00
4300 Individuals With Disabilities	\$0.00	0.00%	\$0.00	\$0.00	\$0.00
4400 No Child Left Behind	\$0.00	0.00%	\$0.00	\$0.00	\$0.00
4500 Grants-In-Aid Passed Through Other State/Intermediate Sources	\$0.00	0.00%	\$0.00	\$0.00	\$0.00
4600 Other Federal Sources Passed Through State Dept Of Education	\$0.00	0.00%	\$0.00	\$0.00	\$0.00
4700 Child Nutrition Programs	\$0.00	0.00%	\$0.00	\$0.00	\$0.00
4800 Federal Vocational Education	-\$45.66	107.39%	\$74,598.00	\$74,598.00	\$74,598.00
TOTAL FEDERAL SOURCES OF REVENUE	-\$45.66		\$74,598.00	\$74,598.00	\$74,598.00
5000 NON-REVENUE RECEIPTS:					
TOTAL NON-REVENUE RECEIPTS	\$0.00	0.00%	\$0.00	\$0.00	\$0.00
6000 BALANCE SHEET ACCOUNTS:					
6100 CASH ACCOUNTS					
6110 Cash Forward	\$0.00	0.00%	\$0.00	\$0.00	\$0.00
6130 Prior-Year Lapsed Appropriations (Schedule 6)	\$0.00	0.00%	\$0.00	\$0.00	\$0.00
6140 Estopped Warrants by Statute	\$0.00	0.00%	\$0.00	\$0.00	\$0.00
TOTAL CASH ACCOUNTS	\$0.00		\$0.00	\$0.00	\$0.00
6200 Interfund Transfers	\$0.00	0.00%	\$0.00	\$0.00	\$0.00
TOTAL BALANCE SHEET ACCOUNTS	\$0.00		\$0.00	\$0.00	\$0.00
GRAND TOTAL	\$3,702.98		\$74,598.00	\$74,598.00	\$74,598.00

CO-OP FUND ACCOUNTS COVERING THE PERIOD JULY 1, 2022 TO JUNE 30, 2023
ESTIMATE OF NEEDS FOR 2023-2024

EXHIBIT 'B'

Schedule 7: Report of Prior Year Warrants Issued From Reserves			
FISCAL YEAR ENDING JUNE 30, 2022			
	RESERVES 06-30-2022	WARRANTS ISSUED SINCE	BALANCE LAPSED
TOTAL PRIOR YEAR RESERVES	\$0.00	\$0.00	\$0.00

Schedule 8: Report of Current Year Expenditures			
APPROPRIATED ACCOUNTS	FISCAL YEAR ENDING JUNE 30, 2023		
	APPROPRIATIONS		
	ORIGINAL	SUPPLEMENTAL ADJUSTMENTS	FINAL APPROPRIATIONS
1000 INSTRUCTION:	\$69,511.00	\$3,702.98	\$73,213.98
2000 SUPPORT SERVICES:			
2100 Support Services - Students	\$0.00	\$0.00	\$0.00
2200 Support Services - Instructional Staff	\$0.00	\$0.00	\$0.00
2300 Support Services - General Administration	\$0.00	\$0.00	\$0.00
2400 Support Services - School Administration	\$0.00	\$0.00	\$0.00
2500 Support Services - Business	\$0.00	\$0.00	\$0.00
2600 Operations And Maintenance of Plant Services	\$0.00	\$0.00	\$0.00
2700 Student Transportation Services	\$0.00	\$0.00	\$0.00
TOTAL SUPPORT SERVICES	\$0.00	\$0.00	\$0.00
3000 OPERATION OF NON-INSTRUCTION SERVICES:			
3100 Child Nutrition Programs Operations	\$0.00	\$0.00	\$0.00
3200 Other Enterprise Service Operations	\$0.00	\$0.00	\$0.00
3300 Community Services Operations	\$0.00	\$0.00	\$0.00
TOTAL OPERATION OF NON-INSTRUCTIONAL SERVICES	\$0.00	\$0.00	\$0.00
4000 FACILITIES ACQUISITION & CONSTRUCTION SERVICES:			
4200 Land Acquisition Services	\$0.00	\$0.00	\$0.00
4300 Land Improvement Services	\$0.00	\$0.00	\$0.00
4400 Architecture and Engineering Services	\$0.00	\$0.00	\$0.00
4500 Educational Specifications Development Services	\$0.00	\$0.00	\$0.00
4600 Building Acquisition and Construction Services	\$0.00	\$0.00	\$0.00
4700 Building Improvement Services	\$0.00	\$0.00	\$0.00
TOTAL FACILITIES ACQUISITION & CONST. SERVICES	\$0.00	\$0.00	\$0.00
5000 OTHER OUTLAYS:			
5100 Debt Service	\$0.00	\$0.00	\$0.00
5200 Fund Transfer/Reimbursement (Child Nutrition Fund)	\$0.00	\$0.00	\$0.00
5300 Clearing Account	\$0.00	\$0.00	\$0.00
5400 Indirect Cost Entitlement	\$0.00	\$0.00	\$0.00
5500 Private Nonprofit Schools	\$0.00	\$0.00	\$0.00
5600 Correcting Entry	\$0.00	\$0.00	\$0.00
5800 Charter School Reimbursement	\$0.00	\$0.00	\$0.00
5900 Arbitrage	\$0.00	\$0.00	\$0.00
TOTAL OTHER OUTLAYS	\$0.00	\$0.00	\$0.00
7000 OTHER USES / UNBUDGETED ITEMS:	\$0.00	\$0.00	\$0.00
8000 REPAYMENTS:	\$0.00	\$0.00	\$0.00
TOTAL CO-OP FUND 2022-23 FISCAL YEAR	\$69,511.00	\$3,702.98	\$73,213.98

CO-OP FUND ACCOUNTS COVERING THE PERIOD JULY 1, 2022 TO JUNE 30, 2023
ESTIMATE OF NEEDS FOR 2023-2024

EXHIBIT 'B'

Schedule 8: Report of Current Year Expenditures (Continued)				
FISCAL YEAR ENDING JUNE 30, 2023				
APPROPRIATED ACCOUNTS	WARRANTS ISSUED	RESERVES	LAPSED BALANCE KNOWN TO BE UNENCUMBERED	2022-2023 EXPENDITURES FOR CURRENT EXPENSE PURPOSES
1000 INSTRUCTION:	\$73,213.98	\$0.00	\$0.00	\$73,213.98
2000 SUPPORT SERVICES:				
2100 Support Services - Students	\$0.00	\$0.00	\$0.00	\$0.00
2200 Support Services - Instructional Staff	\$0.00	\$0.00	\$0.00	\$0.00
2300 Support Services - General Administration	\$0.00	\$0.00	\$0.00	\$0.00
2400 Support Services - School Administration	\$0.00	\$0.00	\$0.00	\$0.00
2500 Support Services - Business	\$0.00	\$0.00	\$0.00	\$0.00
2600 Operations And Maintenance of Plant Services	\$0.00	\$0.00	\$0.00	\$0.00
2700 Student Transportation Services	\$0.00	\$0.00	\$0.00	\$0.00
TOTAL SUPPORT SERVICES	\$0.00	\$0.00	\$0.00	\$0.00
3000 OPERATION OF NON-INSTRUCTION SERVICES:				
3100 Child Nutrition Programs Operations	\$0.00	\$0.00	\$0.00	\$0.00
3200 Other Enterprise Service Operations	\$0.00	\$0.00	\$0.00	\$0.00
3300 Community Services Operations	\$0.00	\$0.00	\$0.00	\$0.00
TOTAL OPERATION OF NON-INSTRUCTIONAL SERVICES	\$0.00	\$0.00	\$0.00	\$0.00
4000 FACILITIES ACQUISITION & CONSTRUCTION SERVICES:				
4200 Land Acquisition Services	\$0.00	\$0.00	\$0.00	\$0.00
4300 Land Improvement Services	\$0.00	\$0.00	\$0.00	\$0.00
4400 Architecture and Engineering Services	\$0.00	\$0.00	\$0.00	\$0.00
4500 Educational Specifications Development Services	\$0.00	\$0.00	\$0.00	\$0.00
4600 Building Acquisition and Construction Services	\$0.00	\$0.00	\$0.00	\$0.00
4700 Building Improvement Services	\$0.00	\$0.00	\$0.00	\$0.00
TOTAL FACILITIES ACQUISITION & CONST. SERVICES	\$0.00	\$0.00	\$0.00	\$0.00
5000 OTHER OUTLAYS:				
5100 Debt Service	\$0.00	\$0.00	\$0.00	\$0.00
5200 Fund Transfer/Reimbursement (Child Nutrition Fund)	\$0.00	\$0.00	\$0.00	\$0.00
5300 Clearing Account	\$0.00	\$0.00	\$0.00	\$0.00
5400 Indirect Cost Entitlement	\$0.00	\$0.00	\$0.00	\$0.00
5500 Private Nonprofit Schools	\$0.00	\$0.00	\$0.00	\$0.00
5600 Correcting Entry	\$0.00	\$0.00	\$0.00	\$0.00
5800 Charter School Reimbursement	\$0.00	\$0.00	\$0.00	\$0.00
5900 Arbitrage	\$0.00	\$0.00	\$0.00	\$0.00
TOTAL OTHER OUTLAYS	\$0.00	\$0.00	\$0.00	\$0.00
7000 OTHER USES / UNBUDGETED ITEMS:	\$0.00	\$0.00	\$0.00	\$0.00
8000 REPAYMENTS:	\$0.00	\$0.00	\$0.00	\$0.00
TOTAL CO-OP FUND 2022-23 FISCAL YEAR	\$73,213.98	\$0.00	\$0.00	\$73,213.98

ESTIMATE OF NEEDS FOR THE FISCAL YEAR 2023-24		Estimate of Needs by Governing Board	Approved by County Excise Board
PURPOSE:			
Current Expense		\$74,598.00	\$74,598.00
Pro rata share of County Assessor's Budget as determined by County Excise Board		\$0.00	\$0.00
GRAND TOTAL - Home School		\$74,598.00	\$74,598.00

BUILDING FUND ACCOUNTS COVERING THE PERIOD JULY 1, 2022 TO JUNE 30, 2023
ESTIMATE OF NEEDS FOR 2023-2024

EXHIBIT 'C'

Schedule 1: Current Balance Sheet for June 30, 2023	
	Amount
ASSETS:	
Cash Balances	\$560,221.99
Investments	\$0.00
TOTAL ASSETS	\$560,221.99
LIABILITIES AND RESERVES:	
Warrants Outstanding	\$64,535.14
Reserve for Interest on Warrants	\$0.00
Reserves From Schedule 8	\$70,234.98
TOTAL LIABILITIES AND RESERVES	\$134,770.12
CASH FUND BALANCE JUNE 30, 2023	\$425,451.87
TOTAL LIABILITIES, RESERVES AND CASH FUND BALANCE	\$560,221.99

Schedule 2: Revenue and Requirements, 2022-2023		
REVENUE:	Estimated Budget	Actual Revenue & Expenditures
Revenues, Non-Revenue Receipts & Cash Balances (Schedule 6)	\$2,012,759.58	\$2,398,560.56
LESS: REQUIREMENTS:		
Expenditures (Schedule 8)	\$2,012,759.58	\$1,973,108.69
CASH FUND BALANCE JUNE 30, 2023	\$0.00	\$425,451.87

Schedule 3: Building Fund Cash Accounts of Current and all Prior Years				
CURRENT AND ALL PRIOR YEARS	2022-23	2021-22	PRE-2021	Total
Cash Balance Reported to Excise Board 6-30-22	\$0.00	\$1,302,194.78	\$0.00	\$1,302,194.78
REVENUES, NON-REVENUE RECEIPTS & CASH BALANCE				
Revenues/Non-Rev (Sch 6 Source Codes 1000 to 5999)	\$1,135,453.76	\$0.00	\$0.00	\$1,135,453.76
Cash Balances Transferred (Sch 6 Source Code 6110)	\$1,233,191.64	-\$1,233,191.64	\$0.00	\$0.00
Prior Year Lapsed Approp (Sch 6 Source Code 6130)	\$29,915.16	-\$29,915.16	\$0.00	\$0.00
Estopped Warrants (Sch 6 Source Code 6140)	\$0.00	\$0.00	\$0.00	\$0.00
Interfund Transfers (Sch 6 Source Code 6200)	\$0.00	\$0.00	\$0.00	\$0.00
TOTAL REVENUES, NON-REVENUE RECEIPTS & CASH BALAN	\$2,398,560.56	-\$1,263,106.80	\$0.00	\$1,135,453.76
Warrants Paid of Year in Caption	\$1,838,338.57	\$39,087.98	\$0.00	\$1,877,426.55
TOTAL DISBURSEMENTS	\$1,838,338.57	\$39,087.98	\$0.00	\$1,877,426.55
CASH & INVESTMENTS BALANCE JUNE 30, 2023	\$560,221.99	\$0.00	\$0.00	\$560,221.99
Reserve for Warrants Outstanding (Schedule 4)	\$64,535.14	\$0.00	\$0.00	\$64,535.14
Reserve for Encumbrances (Schedule 8)	\$70,234.98	\$0.00	\$0.00	\$70,234.98
TOTAL LIABILITIES AND RESERVE	\$134,770.12	\$0.00	\$0.00	\$134,770.12
DEFICIT:	\$0.00	\$0.00	\$0.00	\$0.00
CASH FUND BAL FORWARD TO SUCCEEDING YEAR	\$425,451.87	\$0.00	\$0.00	\$425,451.87

Schedule 4: Building Fund Warrant Accounts of Current and all Prior Years				
CURRENT AND ALL PRIOR YEARS	2022-23	2021-22	PRE-2021	Total
Warrants Outstanding 6-30 of Year in Caption	\$0.00	\$11,520.24	\$0.00	\$11,520.24
Warrants Registered During Year	\$1,902,873.71	\$27,567.74	\$0.00	\$1,930,441.45
TOTAL	\$1,902,873.71	\$39,087.98	\$0.00	\$1,941,961.69
Warrants Paid During Year	\$1,838,338.57	\$39,087.98	\$0.00	\$1,877,426.55
Warrants Covered to Bonds or Judgments	\$0.00	\$0.00	\$0.00	\$0.00
Warrants Estopped by Statute/Canceled	\$0.00	\$0.00	\$0.00	\$0.00
TOTAL WARRANTS RETIRED	\$1,838,338.57	\$39,087.98	\$0.00	\$1,877,426.55
BALANCE WARRANTS OUTSTANDING JUNE 30, 2023	\$64,535.14	\$0.00	\$0.00	\$64,535.14

Schedule 5: 2022 Ad Valorem Tax Account	
ACCOUNTS COVERING THE PERIOD JULY 1, 2022 TO JUNE 30, 2023	5.000 Mills
	Amount
2022 Net Valuation Certified to County Excise Board	\$165,918,516.00
Total Proceeds of Levy as Certified	\$857,524.73
Additions:	\$0.00
Deductions:	\$0.00
Gross Balance Tax	\$857,524.73
Less Reserve for Delinquent Tax	\$77,956.79
Reserve for Protests Pending	\$0.00
Balance Available Tax	\$779,567.94
Deduct 2022 Tax Apportioned	\$832,870.68
Net Balance 2022 Tax in Process of Collection	\$0.00
Excess Collections	\$53,302.74

BUILDING FUND ACCOUNTS COVERING THE PERIOD JULY 1, 2022 TO JUNE 30, 2023
ESTIMATE OF NEEDS FOR 2023-2024

EXHIBIT 'C'

Schedule 6: Revenue, Non-Revenue Receipts & Cash Balances		
SOURCE	2022-23 Account	
	AMOUNT ESTIMATED	ACTUALLY COLLECTED
1000 DISTRICT SOURCES OF REVENUE:		
1100 TAXES LEVIED/ASSESSED		
1110 Ad Valorem Tax Levy (Current Year)	\$779,567.94	\$832,870.68
1120 Ad Valorem Tax Levy (Prior Years)	\$0.00	\$29,272.57
1130 Revenue In Lieu Of Taxes	\$0.00	\$26.72
1140 Revenue From Local Governmental Units Other Than Leas	\$0.00	\$0.00
1190 Other Taxes	\$0.00	\$0.00
TOTAL TAXES LEVIED/ASSESSED	\$779,567.94	\$862,169.97
1200 Tuition & Fees	\$0.00	\$0.00
1300 Earnings on Investments and Bond Sales	\$0.00	\$45,299.22
1400 Rental, Disposals and Commissions	\$0.00	\$2,286.50
1500 Reimbursements	\$0.00	\$224,393.36
1600 Other Local Sources of Revenue	\$0.00	\$90.44
1700 Child Nutrition Programs	\$0.00	\$0.00
1800 Athletics	\$0.00	\$0.00
TOTAL DISTRICT SOURCES OF REVENUE	\$779,567.94	\$1,134,239.49
2000 INTERMEDIATE SOURCES OF REVENUE		
2100 County 4 Mill Ad Valorem Tax	\$0.00	\$0.00
2200 County Apportionment (Mortgage Tax)	\$0.00	\$0.00
2300 Resale of Property Fund Distribution	\$0.00	\$0.00
2900 Other Intermediate Sources of Revenue	\$0.00	\$0.00
TOTAL INTERMEDIATE SOURCES OF REVENUE	\$0.00	\$0.00
3000 STATE SOURCES OF REVENUE:		
3100 STATE DEDICATED SOURCES OF REVENUE		
3110 Gross Production Tax	\$0.00	\$0.00
3120 Motor Vehicle Collections	\$0.00	\$0.00
3130 Rural Electric Cooperative Tax	\$0.00	\$0.00
3140 State School Land Earnings	\$0.00	\$0.00
3150 Vehicle Tax Stamps	\$0.00	\$0.00
3160 Farm Implement Tax Stamps	\$0.00	\$1,123.64
3170 Trailers and Mobile Homes	\$0.00	\$0.00
3190 Other Dedicated Revenue	\$0.00	\$0.00
TOTAL STATE DEDICATED SOURCES OF REVENUE	\$0.00	\$1,123.64
3200 STATE AID - NONCATEGORICAL		
3210 Foundation and Salary Incentive Aid	\$0.00	\$0.00
3220 Mid-Term Adjustment For Attendance	\$0.00	\$0.00
3230 Teacher Consultant Stipend	\$0.00	\$0.00
3240 Disaster Assistance	\$0.00	\$0.00
3250 Flexible Benefit Allowance	\$0.00	\$0.00
TOTAL STATE AID - NONCATEGORICAL	\$0.00	\$0.00
3300 State Aid - Competitive Grants - Categorical	\$0.00	\$0.00
3400 State - Categorical	\$0.00	\$0.00
3500 Special Programs	\$0.00	\$0.00
3600 Other State Sources of Revenue	\$0.00	\$10.60
3700 Child Nutrition Program	\$0.00	\$0.00
3800 State Vocational Programs - Multi-Source	\$0.00	\$0.00
TOTAL STATE SOURCES OF REVENUE	\$0.00	\$1,134.24
4000 FEDERAL SOURCES OF REVENUE:		
4100 Grants-In-Aid Direct From The Federal Government	\$0.00	\$0.00
4200 Disadvantaged Students	\$0.00	\$0.00
4300 Individuals With Disabilities	\$0.00	\$0.00
4400 No Child Left Behind	\$0.00	\$0.00
4500 Grants-In-Aid Passed Through Other State/Intermediate Sources	\$0.00	\$0.00
4600 Other Federal Sources Passed Through State Dept Of Education	\$0.00	\$0.00
4700 Child Nutrition Programs	\$0.00	\$0.00
4800 Federal Vocational Education	\$0.00	\$0.00
TOTAL FEDERAL SOURCES OF REVENUE	\$0.00	\$0.00
5000 NON-REVENUE RECEIPTS:		
TOTAL NON-REVENUE RECEIPTS	\$0.00	\$80.03
6000 BALANCE SHEET ACCOUNTS		
6100 CASH ACCOUNTS		
6110 Cash Forward	\$1,233,191.64	\$1,233,191.64
6130 Prior-Year Lapsed Appropriations (Schedule 6)	\$0.00	\$29,915.16
6140 Estopped Warrants by Statute	\$0.00	\$0.00
TOTAL CASH ACCOUNTS	\$1,233,191.64	\$1,263,106.80
6200 Interfund Transfers	\$0.00	\$0.00
TOTAL BALANCE SHEET ACCOUNTS	\$1,233,191.64	\$1,263,106.80
GRAND TOTAL	\$2,012,759.58	\$2,398,560.56

BUILDING FUND ACCOUNTS COVERING THE PERIOD JULY 1, 2022 TO JUNE 30, 2023
ESTIMATE OF NEEDS FOR 2023-2024

EXHIBIT 'C'

Schedule 6: Revenue, Non-Revenue Receipts & Cash Balances (Continued)				
SOURCE	2022-23 Account	BASIS AND LIMIT OF ENSUING	ESTIMATED BY GOVERNING BOARD	APPROVED BY EXCISE BOARD
	OVER/UNDER			
1000 DISTRICT SOURCES OF REVENUE:				
1100 TAXES LEVIED/ASSESSED				
1110 Ad Valorem Tax Levy (Current Year)	\$53,302.74	97.81%	\$814,671.27	\$814,671.27
1120 Ad Valorem Tax Levy (Prior Years)	\$29,272.57	0.00%	\$0.00	\$0.00
1130 Revenue In Lieu Of Taxes	\$26.72	0.00%	\$0.00	\$0.00
1140 Revenue From Local Governmental Units Other Than Leas	\$0.00	0.00%	\$0.00	\$0.00
1190 Other Taxes	\$0.00	0.00%	\$0.00	\$0.00
TOTAL TAXES LEVIED/ASSESSED	\$82,602.03		\$814,671.27	\$814,671.27
1200 Tuition & Fees	\$0.00	0.00%	\$0.00	\$0.00
1300 Earnings on Investments and Bond Sales	\$45,299.22	0.00%	\$0.00	\$0.00
1400 Rental, Disposals and Commissions	\$2,286.50	0.00%	\$0.00	\$0.00
1500 Reimbursements	\$224,393.36	0.00%	\$0.00	\$0.00
1600 Other Local Sources of Revenue	\$90.44	0.00%	\$0.00	\$0.00
1700 Child Nutrition Programs	\$0.00	0.00%	\$0.00	\$0.00
1800 Athletics	\$0.00	0.00%	\$0.00	\$0.00
TOTAL DISTRICT SOURCES OF REVENUE	\$354,671.55		\$814,671.27	\$814,671.27
2000 INTERMEDIATE SOURCES OF REVENUE				
2100 County 4 Mill Ad Valorem Tax	\$0.00	0.00%	\$0.00	\$0.00
2200 County Apportionment (Mortgage Tax)	\$0.00	0.00%	\$0.00	\$0.00
2300 Resale of Property Fund Distribution	\$0.00	0.00%	\$0.00	\$0.00
2900 Other Intermediate Sources of Revenue	\$0.00	0.00%	\$0.00	\$0.00
TOTAL INTERMEDIATE SOURCES OF REVENUE	\$0.00		\$0.00	\$0.00
3000 STATE SOURCES OF REVENUE:				
3100 STATE DEDICATED SOURCES OF REVENUE:				
3110 Gross Production Tax	\$0.00	0.00%	\$0.00	\$0.00
3120 Motor Vehicle Collections	\$0.00	0.00%	\$0.00	\$0.00
3130 Rural Electric Cooperative Tax	\$0.00	0.00%	\$0.00	\$0.00
3140 State School Land Earnings	\$0.00	0.00%	\$0.00	\$0.00
3150 Vehicle Tax Stamps	\$0.00	0.00%	\$0.00	\$0.00
3160 Farm Implement Tax Stamps	\$1,123.64	0.00%	\$0.00	\$0.00
3170 Trailers and Mobile Homes	\$0.00	0.00%	\$0.00	\$0.00
3190 Other Dedicated Revenue	\$0.00	0.00%	\$0.00	\$0.00
TOTAL STATE DEDICATED SOURCES OF REVENUE	\$1,123.64		\$0.00	\$0.00
3200 STATE AID - NONCATEGORICAL				
3210 Foundation and Salary Incentive Aid	\$0.00	0.00%	\$0.00	\$0.00
3220 Mid-Term Adjustment For Attendance	\$0.00	0.00%	\$0.00	\$0.00
3230 Teacher Consultant Stipend	\$0.00	0.00%	\$0.00	\$0.00
3240 Disaster Assistance	\$0.00	0.00%	\$0.00	\$0.00
3250 Flexible Benefit Allowance	\$0.00	0.00%	\$0.00	\$0.00
TOTAL STATE AID - NONCATEGORICAL	\$0.00		\$0.00	\$0.00
3300 State Aid - Competitive Grants - Categorical	\$0.00	0.00%	\$0.00	\$0.00
3400 State - Categorical	\$0.00	0.00%	\$0.00	\$0.00
3500 Special Programs	\$0.00	0.00%	\$0.00	\$0.00
3600 Other State Sources of Revenue	\$10.60	0.00%	\$0.00	\$0.00
3700 Child Nutrition Program	\$0.00	0.00%	\$0.00	\$0.00
3800 State Vocational Programs - Multi-Source	\$0.00	0.00%	\$0.00	\$0.00
TOTAL STATE SOURCES OF REVENUE	\$1,134.24		\$0.00	\$0.00
4000 FEDERAL SOURCES OF REVENUE:				
4100 Grants-In-Aid Direct From The Federal Government	\$0.00	0.00%	\$0.00	\$0.00
4200 Disadvantaged Students	\$0.00	0.00%	\$0.00	\$0.00
4300 Individuals With Disabilities	\$0.00	0.00%	\$0.00	\$0.00
4400 No Child Left Behind	\$0.00	0.00%	\$0.00	\$0.00
4500 Grants-In-Aid Passed Through Other State/Intermediate Sources	\$0.00	0.00%	\$0.00	\$0.00
4600 Other Federal Sources Passed Through State Dept Of Education	\$0.00	0.00%	\$0.00	\$0.00
4700 Child Nutrition Programs	\$0.00	0.00%	\$0.00	\$0.00
4800 Federal Vocational Education	\$0.00	0.00%	\$0.00	\$0.00
TOTAL FEDERAL SOURCES OF REVENUE	\$0.00		\$0.00	\$0.00
5000 NON-REVENUE RECEIPTS:	\$80.03	0.00%	\$0.00	\$0.00
TOTAL NON-REVENUE RECEIPTS	\$80.03		\$0.00	\$0.00
6000 BALANCE SHEET ACCOUNTS				
6100 CASH ACCOUNTS				
6110 Cash Forward	\$0.00	34.50%	\$425,451.87	\$425,451.87
6130 Prior-Year Lapsed Appropriations (Schedule 6)	\$29,915.16	0.00%	\$0.00	\$0.00
6140 Estopped Warrants by Statute	\$0.00	0.00%	\$0.00	\$0.00
TOTAL CASH ACCOUNTS	\$29,915.16		\$425,451.87	\$425,451.87
6200 Interfund Transfers	\$0.00	0.00%	\$0.00	\$0.00
TOTAL BALANCE SHEET ACCOUNTS	\$29,915.16		\$425,451.87	\$425,451.87
GRAND TOTAL	\$385,800.98		\$1,240,123.14	\$1,240,123.14

BUILDING FUND ACCOUNTS COVERING THE PERIOD JULY 1, 2022 TO JUNE 30, 2023
ESTIMATE OF NEEDS FOR 2023-2024

EXHIBIT 'C'

Schedule 7: Report of Prior Year Warrants Issued From Reserves			
FISCAL YEAR ENDING JUNE 30, 2022			
	RESERVES 06-30-2022	WARRANTS ISSUED SINCE	BALANCE LAPSED
TOTAL PRIOR YEAR RESERVES	\$57,482.90	\$27,567.74	\$29,915.16

Schedule 8: Report of Current Year Expenditures			
APPROPRIATED ACCOUNTS	FISCAL YEAR ENDING JUNE 30, 2023		
	APPROPRIATIONS		
	ORIGINAL	SUPPLEMENTAL ADJUSTMENTS	FINAL APPROPRIATIONS
1000 INSTRUCTION:	\$20,000.00	\$0.00	\$20,000.00
2000 SUPPORT SERVICES:			
2100 Support Services - Students	\$0.00	\$0.00	\$0.00
2200 Support Services - Instructional Staff	\$0.00	\$0.00	\$0.00
2300 Support Services - General Administration	\$0.00	\$0.00	\$0.00
2400 Support Services - School Administration	\$0.00	\$0.00	\$0.00
2500 Support Services - Business	\$43,000.00	\$0.00	\$43,000.00
2600 Operations And Maintenance of Plant Services	\$1,038,865.00	\$53,288.53	\$1,092,153.53
2700 Student Transportation Services	\$0.00	\$0.00	\$0.00
TOTAL SUPPORT SERVICES	\$1,081,865.00	\$53,288.53	\$1,135,153.53
3000 OPERATION OF NON-INSTRUCTION SERVICES:			
3100 Child Nutrition Programs Operations	\$0.00	\$0.00	\$0.00
3200 Other Enterprise Service Operations	\$0.00	\$0.00	\$0.00
3300 Community Services Operations	\$0.00	\$0.00	\$0.00
TOTAL OPERATION OF NON-INSTRUCTIONAL SERVICES	\$0.00	\$0.00	\$0.00
4000 FACILITIES ACQUISITION & CONSTRUCTION SERVICES:			
4200 Land Acquisition Services	\$0.00	\$0.00	\$0.00
4300 Land Improvement Services	\$0.00	\$0.00	\$0.00
4400 Architecture and Engineering Services	\$64,278.09	\$0.00	\$64,278.09
4500 Educational Specifications Development Services	\$0.00	\$0.00	\$0.00
4600 Building Acquisition and Construction Services	\$0.00	\$0.00	\$0.00
4700 Building Improvement Services	\$844,616.49	\$213,993.36	\$1,058,609.85
TOTAL FACILITIES ACQUISITION & CONST. SERVICES	\$908,894.58	\$213,993.36	\$1,122,887.94
5000 OTHER OUTLAYS:			
5100 Debt Service	\$0.00	\$0.00	\$0.00
5200 Fund Transfer/Reimbursement (Child Nutrition Fund)	\$0.00	\$0.00	\$0.00
5300 Clearing Account	\$0.00	\$0.00	\$0.00
5400 Indirect Cost Entitlement	\$0.00	\$0.00	\$0.00
5500 Private Nonprofit Schools	\$0.00	\$0.00	\$0.00
5600 Correcting Entry	\$2,000.00	\$0.00	\$2,000.00
5800 Charter School Reimbursement	\$0.00	\$0.00	\$0.00
5900 Arbitrage	\$0.00	\$0.00	\$0.00
TOTAL OTHER OUTLAYS	\$2,000.00	\$0.00	\$2,000.00
7000 OTHER USES / UNBUDGETED ITEMS:	\$0.00	\$0.00	\$0.00
8000 REPAYMENTS:	\$0.00	\$0.00	\$0.00
TOTAL BUILDING FUND 2022-23 FISCAL YEAR	\$2,012,759.58	\$267,281.89	\$2,280,041.47

BUILDING FUND ACCOUNTS COVERING THE PERIOD JULY 1, 2022 TO JUNE 30, 2023
ESTIMATE OF NEEDS FOR 2023-2024

EXHIBIT 'C'

Schedule 8: Report of Current Year Expenditures (Continued)				
FISCAL YEAR ENDING JUNE 30, 2023				
APPROPRIATED ACCOUNTS	WARRANTS ISSUED	RESERVES	LAPSED BALANCE KNOWN TO BE UNENCUMBERED	2022-2023 EXPENDITURES FOR CURRENT EXPENSE PURPOSES
1000 INSTRUCTION:	\$19,175.00	\$0.00	\$825.00	\$19,175.00
2000 SUPPORT SERVICES:				
2100 Support Services - Students	\$0.00	\$0.00	\$0.00	\$0.00
2200 Support Services - Instructional Staff	\$0.00	\$0.00	\$0.00	\$0.00
2300 Support Services - General Administration	\$0.00	\$0.00	\$0.00	\$0.00
2400 Support Services - School Administration	\$0.00	\$0.00	\$0.00	\$0.00
2500 Support Services - Business	\$36,011.63	\$0.00	\$6,988.37	\$36,011.63
2600 Operations And Maintenance of Plant Services	\$914,696.15	\$70,234.98	\$107,222.40	\$984,931.13
2700 Student Transportation Services	\$0.00	\$0.00	\$0.00	\$0.00
TOTAL SUPPORT SERVICES	\$950,707.78	\$70,234.98	\$114,210.77	\$1,020,942.76
3000 OPERATION OF NON-INSTRUCTION SERVICES:				
3100 Child Nutrition Programs Operations	\$0.00	\$0.00	\$0.00	\$0.00
3200 Other Enterprise Service Operations	\$0.00	\$0.00	\$0.00	\$0.00
3300 Community Services Operations	\$0.00	\$0.00	\$0.00	\$0.00
TOTAL OPERATION OF NON-INSTRUCTIONAL SERVICES	\$0.00	\$0.00	\$0.00	\$0.00
4000 FACILITIES ACQUISITION & CONSTRUCTION SERVICES:				
4200 Land Acquisition Services	\$0.00	\$0.00	\$0.00	\$0.00
4300 Land Improvement Services	\$0.00	\$0.00	\$0.00	\$0.00
4400 Architecture and Engineering Services	\$33,885.00	\$0.00	\$30,393.09	\$33,885.00
4500 Educational Specifications Development Services	\$0.00	\$0.00	\$0.00	\$0.00
4600 Building Acquisition and Construction Services	\$0.00	\$0.00	\$0.00	\$0.00
4700 Building Improvement Services	\$899,025.90	\$0.00	\$159,583.95	\$899,025.90
TOTAL FACILITIES ACQUISITION & CONST. SERVICES	\$932,910.90	\$0.00	\$189,977.04	\$932,910.90
5000 OTHER OUTLAYS:				
5100 Debt Service	\$0.00	\$0.00	\$0.00	\$0.00
5200 Fund Transfer/Reimbursement (Child Nutrition Fund)	\$0.00	\$0.00	\$0.00	\$0.00
5300 Clearing Account	\$0.00	\$0.00	\$0.00	\$0.00
5400 Indirect Cost Entitlement	\$0.00	\$0.00	\$0.00	\$0.00
5500 Private Nonprofit Schools	\$0.00	\$0.00	\$0.00	\$0.00
5600 Correcting Entry	\$80.03	\$0.00	\$1,919.97	\$80.03
5800 Charter School Reimbursement	\$0.00	\$0.00	\$0.00	\$0.00
5900 Arbitrage	\$0.00	\$0.00	\$0.00	\$0.00
TOTAL OTHER OUTLAYS	\$80.03	\$0.00	\$1,919.97	\$80.03
7000 OTHER USES / UNBUDGETED ITEMS:	\$0.00	\$0.00	\$0.00	\$0.00
8000 REPAYMENTS:	\$0.00	\$0.00	\$0.00	\$0.00
TOTAL BUILDING FUND 2022-23 FISCAL YEAR	\$1,902,873.71	\$70,234.98	\$306,932.78	\$1,973,108.69

ESTIMATE OF NEEDS FOR THE FISCAL YEAR 2023-24		Estimate of Needs by Governing Board	Approved by County Excise Board
PURPOSE:			
Current Expense		\$1,240,123.14	\$1,240,123.14
Pro rata share of County Assessor's Budget as determined by County Excise Board		\$0.00	\$0.00
GRAND TOTAL - Home School		\$1,240,123.14	\$1,240,123.14

SINKING FUND ACCOUNTS COVERING THE PERIOD JULY 1, 2022 TO JUNE 30, 2023
ESTIMATE OF NEEDS FOR 2023-2024

EXHIBIT "E"

Schedule I: Detail of Bond and Coupon Indebtedness as of June 30, 2023 - Not Affecting Homesteads (New)						
PURPOSE OF BOND ISSUE:						2019 Building Bonds
Date Of Issue						6/1/2019
Date Of Sale By Delivery						6/1/2019
HOW AND WHEN BONDS MATURE:						
Uniform Maturities:						
Date Maturity Begins						6/1/2021
Amount Of Each Uniform Maturity						\$ 670,000.00
Final Maturity Otherwise:						
Date of Final Maturity						6/1/2024
Amount of Final Maturity						\$ 670,000.00
AMOUNT OF ORIGINAL ISSUE						\$ 2,680,000.00
Cancelled, In Judgement Or Delayed For Final Levy Year						\$ 0.00
Basis of Accruals Contemplated on Net Collections or Better in Anticipation:						
Bond Issues Accruing By Tax Levy						\$ 2,680,000.00
Years To Run						5
Normal Annual Accrual						\$ 536,000.00
Tax Years Run						4
Accrual Liability To Date						\$ 2,144,000.00
Deductions From Total Accruals:						
Bonds Paid Prior To 6-30-2022						\$ 1,340,000.00
Bonds Paid During 2022-2023						\$ 670,000.00
Matured Bonds Unpaid						\$ 0.00
Balance Of Accrual Liability						\$ 134,000.00
TOTAL BONDS OUTSTANDING 6-30-2023:						
Matured						\$ 0.00
Unmatured						\$ 670,000.00
Coupon Computation:	Coupon Date	Unmatured Amount	% Int.	Months	Interest Amount	
Bonds and Coupons	6/1/2024	\$ 670,000.00	2.250%	11 Mo.	\$ 13,818.75	
Bonds and Coupons				Mo.	\$ 0.00	
Bonds and Coupons				Mo.	\$ 0.00	
Bonds and Coupons				Mo.	\$ 0.00	
Bonds and Coupons				Mo.	\$ 0.00	
Bonds and Coupons				Mo.	\$ 0.00	
Bonds and Coupons				Mo.	\$ 0.00	
Bonds and Coupons				Mo.	\$ 0.00	
Bonds and Coupons				Mo.	\$ 0.00	
Bonds and Coupons				Mo.	\$ 0.00	
Requirement for Interest Earnings After Last Tax-Levy Year:						
Terminal Interest To Accrue						\$ 0.00
Years To Run						0
Accrue Each Year						\$ 0.00
Tax Years Run						0
Total Accrual To Date						\$ 0.00
Current Interest Earned Through 2023-2024						\$ 13,818.75
Total Interest To Levy For 2023-2024						\$ 13,818.75
INTEREST COUPON ACCOUNT:						
Interest Earned But Unpaid 6-30-2022:						
Matured						\$ 0.00
Unmatured						\$ 2,400.83
Interest Earnings 2022-2023						\$ 27,665.42
Coupons Paid Through 2022-2023						\$ 28,810.00
Interest Earned But Unpaid 6-30-2023:						
Matured						\$ 0.00
Unmatured						\$ 1,256.25

SINKING FUND ACCOUNTS COVERING THE PERIOD JULY 1, 2022 TO JUNE 30, 2023
ESTIMATE OF NEEDS FOR 2023-2024

EXHIBIT "E"

Schedule I: Detail of Bond and Coupon Indebtedness as of June 30, 2023 - Not Affecting Homesteads (New)					
PURPOSE OF BOND ISSUE:					Building Bonds 2020
Date Of Issue					6/1/2020
Date Of Sale By Delivery					6/1/2020
HOW AND WHEN BONDS MATURE:					
Uniform Maturities:					
Date Maturity Begins					6/1/2022
Amount Of Each Uniform Maturity					\$ 810,000.00
Final Maturity Otherwise:					
Date of Final Maturity					6/1/2024
Amount of Final Maturity					\$ 810,000.00
AMOUNT OF ORIGINAL ISSUE					\$ 2,435,000.00
Cancelled, In Judgement Or Delayed For Final Levy Year					\$ 0.00
Basis of Accruals Contemplated on Net Collections or Better in Anticipation:					
Bond Issues Accruing By Tax Levy					\$ 2,435,000.00
Years To Run					4
Normal Annual Accrual					\$ 608,750.00
Tax Years Run					3
Accrual Liability To Date					\$ 1,826,250.00
Deductions From Total Accruals:					
Bonds Paid Prior To 6-30-2022					\$ 810,000.00
Bonds Paid During 2022-2023					\$ 810,000.00
Matured Bonds Unpaid					\$ 0.00
Balance Of Accrual Liability					\$ 206,250.00
TOTAL BONDS OUTSTANDING 6-30-2023:					
Matured					\$ 0.00
Unmatured					\$ 815,000.00
Coupon Computation:	Coupon Date	Unmatured Amount	% Int.	Months	Interest Amount
Bonds and Coupons	6/1/2024	\$ 815,000.00	1.250%	11 Mo.	\$ 9,338.54
Bonds and Coupons				Mo.	\$ 0.00
Bonds and Coupons				Mo.	\$ 0.00
Bonds and Coupons				Mo.	\$ 0.00
Bonds and Coupons				Mo.	\$ 0.00
Bonds and Coupons				Mo.	\$ 0.00
Bonds and Coupons				Mo.	\$ 0.00
Bonds and Coupons				Mo.	\$ 0.00
Bonds and Coupons				Mo.	\$ 0.00
Bonds and Coupons				Mo.	\$ 0.00
Requirement for Interest Earnings After Last Tax-Levy Year:					
Terminal Interest To Accrue					\$ 0.00
Years To Run					0
Accrue Each Year					\$ 0.00
Tax Years Run					0
Total Accrual To Date					\$ 0.00
Current Interest Earned Through 2023-2024					\$ 9,338.54
Total Interest To Levy For 2023-2024					\$ 9,338.54
INTEREST COUPON ACCOUNT:					
Interest Earned But Unpaid 6-30-2022:					
Matured					\$ 0.00
Unmatured					\$ 1,692.71
Interest Earnings 2022-2023					\$ 19,468.75
Coupons Paid Through 2022-2023					\$ 20,312.50
Interest Earned But Unpaid 6-30-2023:					
Matured					\$ 0.00
Unmatured					\$ 848.96

SINKING FUND ACCOUNTS COVERING THE PERIOD JULY 1, 2022 TO JUNE 30, 2023
ESTIMATE OF NEEDS FOR 2023-2024

EXHIBIT "E"

Schedule I: Detail of Bond and Coupon Indebtedness as of June 30, 2023 - Not Affecting Homesteads (New)					
PURPOSE OF BOND ISSUE:					2021 Building Bonds
Date Of Issue					6/1/2021
Date Of Sale By Delivery					6/1/2021
HOW AND WHEN BONDS MATURE:					
Uniform Maturities:					
Date Maturity Begins					6/1/2023
Amount Of Each Uniform Maturity					\$ 2,850,000.00
Final Maturity Otherwise:					
Date of Final Maturity					6/1/2023
Amount of Final Maturity					\$ 2,850,000.00
AMOUNT OF ORIGINAL ISSUE					
Cancelled, In Judgement Or Delayed For Final Levy Year					\$ 0.00
Basis of Accruals Contemplated on Net Collections or Better in Anticipation:					
Bond Issues Accruing By Tax Levy					\$ 2,850,000.00
Years To Run					2
Normal Annual Accrual					\$ 0.00
Tax Years Run					2
Accrual Liability To Date					\$ 2,850,000.00
Deductions From Total Accruals:					
Bonds Paid Prior To 6-30-2022					\$ 0.00
Bonds Paid During 2022-2023					\$ 2,850,000.00
Matured Bonds Unpaid					\$ 0.00
Balance Of Accrual Liability					\$ 0.00
TOTAL BONDS OUTSTANDING 6-30-2023:					
Matured					\$ 0.00
Unmatured					\$ 0.00
Coupon Computation:	Coupon Date	Unmatured Amount	% Int.	Months	Interest Amount
Bonds and Coupons				Mo.	\$ 0.00
Bonds and Coupons				Mo.	\$ 0.00
Bonds and Coupons				Mo.	\$ 0.00
Bonds and Coupons				Mo.	\$ 0.00
Bonds and Coupons				Mo.	\$ 0.00
Bonds and Coupons				Mo.	\$ 0.00
Bonds and Coupons				Mo.	\$ 0.00
Bonds and Coupons				Mo.	\$ 0.00
Bonds and Coupons				Mo.	\$ 0.00
Bonds and Coupons				Mo.	\$ 0.00
Requirement for Interest Earnings After Last Tax-Levy Year:					
Terminal Interest To Accrue					\$ 0.00
Years To Run					0
Accrue Each Year					\$ 0.00
Tax Years Run					0
Total Accrual To Date					\$ 0.00
Current Interest Earned Through 2023-2024					\$ 0.00
Total Interest To Levy For 2023-2024					\$ 0.00
INTEREST COUPON ACCOUNT:					
Interest Earned But Unpaid 6-30-2022:					
Matured					\$ 0.00
Unmatured					\$ 712.50
Interest Earnings 2022-2023					\$ 7,837.50
Coupons Paid Through 2022-2023					\$ 8,550.00
Interest Earned But Unpaid 6-30-2023:					
Matured					\$ 0.00
Unmatured					\$ 0.00

SINKING FUND ACCOUNTS COVERING THE PERIOD JULY 1, 2022 TO JUNE 30, 2023
ESTIMATE OF NEEDS FOR 2023-2024

EXHIBIT "E"

Schedule I: Detail of Bond and Coupon Indebtedness as of June 30, 2023 - Not Affecting Homesteads (New)						
PURPOSE OF BOND ISSUE:						Building Bonds of 22
Date Of Issue						6/1/2022
Date Of Sale By Delivery						6/1/2022
HOW AND WHEN BONDS MATURE:						
Uniform Maturities:						
Date Maturity Begins						6/1/2024
Amount Of Each Uniform Maturity						\$ 540,000.00
Final Maturity Otherwise:						
Date of Final Maturity						6/1/2027
Amount of Final Maturity						\$ 545,000.00
AMOUNT OF ORIGINAL ISSUE						\$ 2,175,000.00
Cancelled, In Judgement Or Delayed For Final Levy Year						\$ 0.00
Basis of Accruals Contemplated on Net Collections or Better in Anticipation:						
Bond Issues Accruing By Tax Levy						\$ 2,175,000.00
Years To Run						5
Normal Annual Accrual						\$ 435,000.00
Tax Years Run						1
Accrual Liability To Date						\$ 435,000.00
Deductions From Total Accruals:						
Bonds Paid Prior To 6-30-2022						\$ 0.00
Bonds Paid During 2022-2023						\$ 0.00
Matured Bonds Unpaid						\$ 0.00
Balance Of Accrual Liability						\$ 435,000.00
TOTAL BONDS OUTSTANDING 6-30-2023:						
Matured						\$ 0.00
Unmatured						\$ 2,175,000.00
Coupon Computation:	Coupon Date	Unmatured Amount	% Int.	Months	Interest Amount	
Bonds and Coupons	6/1/2024	\$ 540,000.00	2.400%	11 Mo.	\$ 11,880.00	
Bonds and Coupons	6/1/2025	\$ 545,000.00	2.400%	12 Mo.	\$ 13,080.00	
Bonds and Coupons	6/1/2026	\$ 545,000.00	2.400%	12 Mo.	\$ 13,080.00	
Bonds and Coupons	6/1/2027	\$ 545,000.00	2.400%	12 Mo.	\$ 13,080.00	
Bonds and Coupons				Mo.	\$ 0.00	
Bonds and Coupons				Mo.	\$ 0.00	
Bonds and Coupons				Mo.	\$ 0.00	
Bonds and Coupons				Mo.	\$ 0.00	
Bonds and Coupons				Mo.	\$ 0.00	
Bonds and Coupons				Mo.	\$ 0.00	
Requirement for Interest Earnings After Last Tax-Levy Year:						
Terminal Interest To Accrue						\$ 0.00
Years To Run						0
Accrue Each Year						\$ 0.00
Tax Years Run						0
Total Accrual To Date						\$ 0.00
Current Interest Earned Through 2023-2024						\$ 51,120.00
Total Interest To Levy For 2023-2024						\$ 51,120.00
INTEREST COUPON ACCOUNT:						
Interest Earned But Unpaid 6-30-2022:						
Matured						\$ 0.00
Unmatured						\$ 0.00
Interest Earnings 2022-2023						\$ 56,550.00
Coupons Paid Through 2022-2023						\$ 52,200.00
Interest Earned But Unpaid 6-30-2023:						
Matured						\$ 0.00
Unmatured						\$ 4,350.00

SINKING FUND ACCOUNTS COVERING THE PERIOD JULY 1, 2022 TO JUNE 30, 2023
ESTIMATE OF NEEDS FOR 2023-2024

EXHIBIT "E"

Schedule 1: Detail of Bond and Coupon Indebtedness as of June 30, 2023 - Not Affecting Homesteads (New)					
PURPOSE OF BOND ISSUE:					Building Bonds of 23
Date Of Issue					6/1/2023
Date Of Sale By Delivery					6/1/2023
HOW AND WHEN BONDS MATURE:					
Uniform Maturities:					
Date Maturity Begins					6/1/2025
Amount Of Each Uniform Maturity					\$ 1,700,000.00
Final Maturity Otherwise:					
Date of Final Maturity					6/1/2027
Amount of Final Maturity					\$ 1,700,000.00
AMOUNT OF ORIGINAL ISSUE					
Cancelled, In Judgement Or Delayed For Final Levy Year					\$ 0.00
Basis of Accruals Contemplated on Net Collections or Better in Anticipation:					
Bond Issues Accruing By Tax Levy					\$ 5,100,000.00
Years To Run					4
Normal Annual Accrual					\$ 1,275,000.00
Tax Years Run					0
Accrual Liability To Date					\$ 0.00
Deductions From Total Accruals:					
Bonds Paid Prior To 6-30-2022					\$ 0.00
Bonds Paid During 2022-2023					\$ 0.00
Matured Bonds Unpaid					\$ 0.00
Balance Of Accrual Liability					\$ 0.00
TOTAL BONDS OUTSTANDING 6-30-2023:					
Matured					\$ 0.00
Unmatured					\$ 5,100,000.00
Coupon Computation:	Coupon Date	Unmatured Amount	% Int.	Months	Interest Amount
Bonds and Coupons	6/1/2025	\$ 1,700,000.00	3.100%	13 Mo.	\$ 57,091.67
Bonds and Coupons	6/1/2026	\$ 1,700,000.00	3.100%	13 Mo.	\$ 57,091.67
Bonds and Coupons	6/1/2027	\$ 1,700,000.00	3.100%	13 Mo.	\$ 57,091.67
Bonds and Coupons				Mo.	\$ 0.00
Bonds and Coupons				Mo.	\$ 0.00
Bonds and Coupons				Mo.	\$ 0.00
Bonds and Coupons				Mo.	\$ 0.00
Bonds and Coupons				Mo.	\$ 0.00
Bonds and Coupons				Mo.	\$ 0.00
Bonds and Coupons				Mo.	\$ 0.00
Requirement for Interest Earnings After Last Tax-Levy Year:					
Terminal Interest To Accrue					\$ 0.00
Years To Run					0
Accrue Each Year					\$ 0.00
Tax Years Run					0
Total Accrual To Date					\$ 0.00
Current Interest Earned Through 2023-2024					\$ 171,275.00
Total Interest To Levy For 2023-2024					\$ 171,275.00
INTEREST COUPON ACCOUNT:					
Interest Earned But Unpaid 6-30-2022:					
Matured					\$ 0.00
Unmatured					\$ 0.00
Interest Earnings 2022-2023					\$ 0.00
Coupons Paid Through 2022-2023					\$ 0.00
Interest Earned But Unpaid 6-30-2023:					
Matured					\$ 0.00
Unmatured					\$ 0.00

SINKING FUND ACCOUNTS COVERING THE PERIOD JULY 1, 2022 TO JUNE 30, 2023
ESTIMATE OF NEEDS FOR 2023-2024

EXHIBIT "E"

Schedule I: Detail of Bond and Coupon Indebtedness as of June 30, 2023 - Not Affecting Homesteads (New)	
PURPOSE OF BOND ISSUE:	Total All Bonds
HOW AND WHEN BONDS MATURE:	
Uniform Maturities:	
Amount Of Each Uniform Maturity	\$ 6,570,000.00
Final Maturity Otherwise:	
Amount of Final Maturity	\$ 6,575,000.00
AMOUNT OF ORIGINAL ISSUE	\$ 15,240,000.00
Cancelled, In Judgement Or Delayed For Final Levy Year	\$ 0.00
Basis of Accruals Contemplated on Net Collections or Better in Anticipation:	
Bond Issues Accruing By Tax Levy	\$ 15,240,000.00
Normal Annual Accrual	\$ 2,854,750.00
Accrual Liability To Date	\$ 7,255,250.00
Deductions From Total Accruals:	
Bonds Paid Prior To 6-30-2022	\$ 2,150,000.00
Bonds Paid During 2022-2023	\$ 4,330,000.00
Matured Bonds Unpaid	\$ 0.00
Balance Of Accrual Liability	\$ 775,250.00
TOTAL BONDS OUTSTANDING 6-30-2023:	
Matured	\$ 0.00
Unmatured	\$ 8,760,000.00
Requirement for Interest Earnings After Last Tax-Levy Year:	
Terminal Interest To Accrue	\$ 0.00
Accrue Each Year	\$ 0.00
Total Accrual To Date	\$ 0.00
Current Interest Earned Through 2023-2024	\$ 245,552.29
Total Interest To Levy For 2023-2024	\$ 245,552.29
INTEREST COUPON ACCOUNT:	
Interest Earned But Unpaid 6-30-2022:	
Matured	\$ 0.00
Unmatured	\$ 4,806.04
Interest Earnings 2022-2023	\$ 111,521.67
Coupons Paid Through 2022-2023	\$ 109,872.50
Interest Earned But Unpaid 6-30-2023:	
Matured	\$ 0.00
Unmatured	\$ 6,455.21

SINKING FUND ACCOUNTS COVERING THE PERIOD JULY 1, 2022 TO JUNE 30, 2023
ESTIMATE OF NEEDS FOR 2023-2024

EXHIBIT "E"

Schedule 2: Detail of Judgment Indebtedness as of June 30, 2023 - Not Affecting Homesteads (New)						
Judgments For Indebtedness Originally Incurred After January 8, 1937. (New)						
IN FAVOR OF	Linda Meyer					TOTAL ALL JUDGMENTS
BY WHOM OWNED	Stock Exchange Bank					
PURPOSE OF JUDGMENT	Discrimination					
Case Number	CJ-2017-81					
NAME OF COURT	District					
Date of Judgment	6/17/2022					
Principal Amount of Judgment	\$ 333,928.57	\$ 0.00	\$ 0.00	\$ 0.00	\$ 333,928.57	
Interest Rate Assigned by Court	5.25%	0.00%	0.00%	0.00%		
Tax Levies Made	0	0	0	0		
Principal Amount Provided for to June 30, 2022	\$ 0.00	\$ 0.00	\$ 0.00	\$ 0.00	\$ 0.00	
Principal Amount Provided for in 2022-2023	\$ 111,309.52	\$ 0.00	\$ 0.00	\$ 0.00	\$ 111,309.52	
PRINCIPAL AMOUNT NOT PROVIDED FOR	\$ 0.00	\$ 0.00	\$ 0.00	\$ 0.00	\$ 0.00	
AMOUNT TO PROVIDE BY TAX LEVY FISCAL YEAR 2023-2024						
Principal 1/3	\$ 111,309.52	\$ 0.00	\$ 0.00	\$ 0.00	\$ 111,309.52	
Interest	\$ 11,934.14	\$ 0.00	\$ 0.00	\$ 0.00	\$ 11,934.14	
FOR ALL JUDGMENTS REPORTED						
LEVIED FOR BUT UNPAID JUDGMENT OBLIGATIONS						
OUTSTANDING JUNE 30, 2022						
Principal	\$ 333,928.57	\$ 0.00	\$ 0.00	\$ 0.00	\$ 333,928.57	
Interest	\$ 18,155.64	\$ 0.00	\$ 0.00	\$ 0.00	\$ 18,155.64	
JUDGMENT OBLIGATIONS SINCE LEVIED FOR:						
Principal	\$ 0.00	\$ 0.00	\$ 0.00	\$ 0.00	\$ 0.00	
Interest	\$ 0.00	\$ 0.00	\$ 0.00	\$ 0.00	\$ 0.00	
JUDGMENT OBLIGATIONS SINCE PAID:						
Principal	\$ 106,611.76	\$ 0.00	\$ 0.00	\$ 0.00	\$ 106,611.76	
Interest	\$ 16,090.33	\$ 0.00	\$ 0.00	\$ 0.00	\$ 16,090.33	
LEVIED BUT UNPAID JUDGMENT OBLIGATIONS						
OUTSTANDING JUNE 30, 2023						
Principal	\$ 227,316.81	\$ 0.00	\$ 0.00	\$ 0.00	\$ 227,316.81	
Interest	\$ 2,065.31	\$ 0.00	\$ 0.00	\$ 0.00	\$ 2,065.31	
Total	\$ 229,382.12	\$ 0.00	\$ 0.00	\$ 0.00	\$ 229,382.12	

Schedule 3: Prepaid Judgments as of June 30, 2023						
Prepaid Judgments On Indebtedness Originating After January 8, 1937						
NAME OF JUDGMENT						TOTAL ALL PREPAID JUDGMENTS
CASE NUMBER						
NAME OF COURT						
Principal Amount of Judgment	\$ 0.00	\$ 0.00	\$ 0.00	\$ 0.00	\$ 0.00	
Tax Levies Made	0	0	0	0	0	
Unreimbursed Balance At June 30, 2022	\$ 0.00	\$ 0.00	\$ 0.00	\$ 0.00	\$ 0.00	
Reimbursement By 2022-2023 Tax Levy	\$ 0.00	\$ 0.00	\$ 0.00	\$ 0.00	\$ 0.00	
Annual Accrual On Prepaid Judgments	\$ 0.00	\$ 0.00	\$ 0.00	\$ 0.00	\$ 0.00	
Stricken By Court Order	\$ 0.00	\$ 0.00	\$ 0.00	\$ 0.00	\$ 0.00	
Asset Balance	\$ 0.00	\$ 0.00	\$ 0.00	\$ 0.00	\$ 0.00	

SINKING FUND ACCOUNTS COVERING THE PERIOD JULY 1, 2022 TO JUNE 30, 2023
ESTIMATE OF NEEDS FOR 2023-2024

EXHIBIT "E"

Schedule 4: Sinking Fund Cash Statement		
Revenue Receipts and Disbursements (Fund 41)	SINKING FUND	
	Detail	Extension
Cash on Hand June 30, 2022		\$ 2,244,617.49
Investments Since Liquidated	\$ 0.00	
COLLECTED AND APPORTIONED:		
Contributions From Other Districts	\$ 0.00	
2021 and Prior Ad Valorem Tax	\$ 100,166.57	
2022 Ad Valorem Tax	\$ 3,243,937.37	
Miscellaneous Receipts	\$ 152,303.46	
TOTAL RECEIPTS		\$ 3,496,407.40
TOTAL RECEIPTS AND BALANCE		\$ 5,741,024.89
DISBURSEMENTS:		
Coupons Paid	\$ 109,872.50	
Interest Paid on Past-Due Coupons	\$ 0.00	
Bonds Paid	\$ 4,330,000.00	
Interest Paid on Past-Due Bonds	\$ 0.00	
Commission Paid to Fiscal Agency	\$ 0.00	
Judgments Paid	\$ 106,611.76	
Interest Paid on Such Judgments	\$ 16,090.33	
Investments Purchased	\$ 0.00	
Judgments Paid Under 62 O.S. 1981, Sect 435	\$ 0.00	
TOTAL DISBURSEMENTS		\$ 4,562,574.59
CASH BALANCE ON HAND JUNE 30, 2023		\$1,178,450.30

Schedule 5: Sinking Fund Balance Sheet		
	SINKING FUND	
	Detail	Extension
Cash Balance on Hand June 30, 2023		\$ 1,178,450.30
Legal Investments Properly Maturing	\$ 0.00	
Judgments Paid to Recover by Tax Levy	\$ 0.00	
TOTAL LIQUID ASSETS		\$ 1,178,450.30
DEDUCT MATURED INDEBTEDNESS:		
a. Past-Due Coupons	\$ 0.00	
b. Interest Accrued Thereon	\$ 0.00	
c. Past-Due Bonds	\$ 0.00	
d. Interest Thereon After Last Coupon	\$ 0.00	
e. Fiscal Agent Commission On Above	\$ 0.00	
f. Judgements and Interest Levied for But Unpaid	\$ 229,382.12	
TOTAL Items a. Through f. (To Extension Column)		\$ 229,382.12
BALANCE OF ASSETS SUBJECT TO ACCRUALS		\$ 949,068.18
DEDUCT ACCRUAL RESERVES IF ASSETS SUFFICIENT:		
g. Earned Unmatured Interest	\$ 6,455.21	
h. Accrual on Final Coupons	\$ 0.00	
i. Accrued on Unmatured Bonds	\$ 775,250.00	
TOTAL Items g. Through i. (To Extension Column)		\$ 781,705.21
EXCESS OF ASSETS OVER ACCRUAL RESERVES		\$ 167,362.97

Schedule 6: Estimate of Sinking Fund Needs		
	SINKING FUND	
	Computed By Governing Board	Provided By Excise Board
Interest Earnings on Bonds	\$ 245,552.29	\$ 245,552.29
Accrual on Unmatured Bonds	\$ 2,854,750.00	\$ 2,854,750.00
Annual Accrual on "Prepaid" Judgments	\$ 0.00	\$ 0.00
Annual Accrual on Unpaid Judgments	\$ 111,309.52	\$ 111,309.52
Interest on Unpaid Judgments	\$ 11,934.14	\$ 11,934.14
Participating Contributions (Annexations):	\$ 0.00	\$ 0.00
For Credit to School Dist. No.	\$ 0.00	\$ 0.00
For Credit to School Dist. No.	\$ 0.00	\$ 0.00
For Credit to School Dist. No.	\$ 0.00	\$ 0.00
For Credit to School Dist. No.	\$ 0.00	\$ 0.00
Annual Accrual From Exhibit KK	\$ 0.00	\$ 0.00
TOTAL SINKING FUND PROVISION	\$ 3,223,545.95	\$ 3,223,545.95

SINKING FUND ACCOUNTS COVERING THE PERIOD JULY 1, 2022 TO JUNE 30, 2023
ESTIMATE OF NEEDS FOR 2023-2024

EXHIBIT "E"

Schedule 7: Ad Valorem Tax Account - Sinking Funds			
ACCOUNTS COVERING THE PERIOD JULY 1, 2022 TO JUNE 30, 2023		20.13 Mills	Amount
Gross Value	\$	0.00	Net Value
Net Value	\$	165,918,516.00	
Total Proceeds of Levy as Certified			\$ 3,339,407.27
Additions:			\$ 0.00
Deductions:			\$ 0.00
Gross Balance Tax			\$ 3,339,407.27
Less Reserve for Delinquent Tax			\$ 232,981.90
Reserve for Protests Pending			\$ 0.00
Balance Available Tax			\$ 3,106,425.37
Deduct 2022 Tax Apportioned			\$ 3,243,937.37
Net Balance 2022 Tax in Process of Collection			\$ 0.00
Excess Collections			\$ 137,512.00

Schedule 8: Sinking Fund Contributions From Other Districts Due To Boundary Changes			
SCHOOL DISTRICT CONTRIBUTIONS		SINKING FUND	
		Actually Received	Provided For in Budget of Contributing School District
From School District No.		\$ 0.00	\$ 0.00
From School District No.		\$ 0.00	\$ 0.00
From School District No.		\$ 0.00	\$ 0.00
From School District No.		\$ 0.00	\$ 0.00
From School District No.		\$ 0.00	\$ 0.00
From School District No.		\$ 0.00	\$ 0.00
From School District No.		\$ 0.00	\$ 0.00
From School District No.		\$ 0.00	\$ 0.00
From School District No.		\$ 0.00	\$ 0.00
TOTALS		\$ 0.00	\$ 0.00

SINKING FUND ACCOUNTS COVERING THE PERIOD JULY 1, 2022 TO JUNE 30, 2023
ESTIMATE OF NEEDS FOR 2023-2024

EXHIBIT "E"

Schedule 10: Miscellaneous Revenue	2022-23 ACCOUNT	
Source	Amount	
1000 DISTRICT SOURCES OF REVENUE:		
1200 Tuition & Fees	\$	0.00
1300 EARNINGS ON INVESTMENTS AND BOND SALES		
1310 Interest Earnings	\$	141,031.60
1320 Dividends on Insurance Policies	\$	0.00
1330 Premium on Bonds Sold	\$	0.00
1340 Accrued Interest on Bond Sales	\$	8,783.33
1350 Interest on Taxes	\$	0.00
1360 Earnings From Oklahoma Commission on School Funds Management	\$	0.00
1370 Proceeds From Sale of Original Bonds	\$	0.00
1390 Other Earnings on Investments	\$	0.00
TOTAL EARNINGS ON INVESTMENTS AND BOND SALES	\$	149,814.93
1400 RENTAL, DISPOSALS AND COMMISSIONS		
1410 Rental of School Facilities	\$	0.00
1420 Rental of Property Other Than School Facilities	\$	0.00
1430 Sales of Building and/or Real Estate	\$	0.00
1440 Sales of Equipment, Services and Materials	\$	0.00
1450 Bookstore Revenue	\$	0.00
1460 Commissions	\$	0.00
1470 Shop Revenue	\$	0.00
1490 Other Rental, Disposals and Commissions	\$	0.00
TOTAL RENTAL, DISPOSALS AND COMMISSIONS	\$	0.00
1500 Reimbursements	\$	0.00
1600 Other Local Sources of Revenue	\$	0.00
1700 Child Nutrition Programs	\$	0.00
1800 Athletics	\$	0.00
TOTAL DISTRICT SOURCES OF REVENUE	\$	149,814.93
2000 INTERMEDIATE SOURCES OF REVENUE:		
2100 County 4 Mill Ad Valorem Tax	\$	0.00
2200 County Apportionment (Mortgage Tax)	\$	0.00
2300 Resale of Property Fund Distribution	\$	0.00
2900 Other Intermediate Sources of Revenue	\$	0.00
TOTAL INTERMEDIATE SOURCES OF REVENUE	\$	0.00
3000 STATE SOURCES OF REVENUE:		
3100 Total Dedicated Revenue	\$	2,447.07
3200 Total State Aid - General Operations - Non-Categorical	\$	0.00
3300 State Aid - Competitive Grants - Categorical	\$	0.00
3400 State - Categorical	\$	0.00
3500 Special Programs	\$	0.00
3600 Other State Sources of Revenue	\$	41.46
3700 Child Nutrition Program	\$	0.00
3800 State Vocational Programs - Multi-Source	\$	0.00
TOTAL STATE SOURCES OF REVENUE	\$	2,488.53
4000 FEDERAL SOURCES OF REVENUE:		
TOTAL FEDERAL SOURCES OF REVENUE	\$	0.00
5000 NON-REVENUE RECEIPTS:		
TOTAL NON-REVENUE RECEIPTS	\$	0.00
GRAND TOTAL	\$	152,303.46

CAPITAL PROJECT FUNDS BY ACCOUNTS COVERING THE PERIOD JULY 1, 2022 TO JUNE 30, 2023
ESTIMATE OF NEEDS FOR 2023-2024

EXHIBIT "G"

Schedule 1: Current Balance Sheet - June 30, 2023	Building Bond	Fund 33
ASSETS:		Amount
Cash Balances		\$5,551,193.15
Investments		\$0.00
TOTAL ASSETS		\$5,551,193.15
LIABILITIES AND RESERVES:		
Warrants Outstanding		\$0.00
Reserve for Interest on Warrants		\$0.00
Reserves From Schedule 8		\$0.00
TOTAL LIABILITIES AND RESERVES		\$0.00
CASH FUND BALANCE JUNE 30, 2023		\$5,551,193.15
TOTAL LIABILITIES, RESERVES AND CASH FUND BALANCE		\$5,551,193.15

Schedule 3: Capital Projects Fund 33 Cash Accounts of Current and all Prior Years		
CURRENT AND ALL PRIOR YEARS	2022-23	2022 & Prior Years
Cash Balance Reported to Excise Board 6-30 of Year in Caption	\$0.00	\$2,561,145.26
REVENUES, NON-REVENUE RECEIPTS & CASH BALANCES		
1000 DISTRICT SOURCES OF REVENUE (Source 1000 to 1999)	\$38,039.49	\$0.00
2000 INTERMEDIATE SOURCES OF REVENUE (Source 2000 to 2999)	\$0.00	\$0.00
3000 STATE SOURCES OF REVENUE (Source 3000 to 3999)	\$0.00	\$0.00
4000 FEDERAL SOURCES OF REVENUE (Source 4000 to 4999)	\$0.00	\$0.00
5000 NON-REVENUE RECEIPTS (Source 5000 to 5999)	\$5,100,000.00	\$0.00
6000 BALANCE SHEET ACCOUNTS		
6100 CASH ACCOUNTS		
6110 Cash Balances Transferred	\$2,561,145.26	-\$2,561,145.26
6130 Prior Year Lapsed Appropriations	\$0.00	
6140 Estopped Warrants	\$0.00	
TOTAL CASH ACCOUNTS	\$2,561,145.26	-\$2,561,145.26
6200 Interfund Transfers	\$0.00	
TOTAL BALANCE SHEET ACCOUNTS	\$2,561,145.26	-\$2,561,145.26
TOTAL REVENUES, NON-REV RECEIPTS & CASH BALANCES	\$7,699,184.75	\$0.00
Warrants Paid of Year in Caption	\$2,147,991.60	\$0.00
TOTAL DISBURSEMENTS	\$2,147,991.60	\$0.00
CASH & INVESTMENTS BALANCE JUNE 30, 2023	\$5,551,193.15	\$0.00
Reserve for Warrants Outstanding	\$0.00	\$0.00
Reserve for Interest on Warrants	\$0.00	\$0.00
Reserves From Schedule 8	\$0.00	\$0.00
TOTAL LIABILITIES AND RESERVE	\$0.00	\$0.00
DEFICIT	\$0.00	\$0.00
CASH FUND BAL FORWARD TO SUCCEEDING YEAR	\$5,551,193.15	\$0.00

Schedule 7: Report of Prior Year Warrants Issued From Reserves	FISCAL YEAR ENDING JUNE 30, 2022		
	RESERVES 6/30/22	WARRANTS SINCE ISSUED	BALANCE LAPSED APPROPRIATIONS
TOTAL PRIOR YEAR RESERVES	\$0.00	\$0.00	\$0.00

Schedule 8: Report of Current Year Expenditures	FISCAL YEAR ENDING JUNE 30, 2023		
	WARRANTS ISSUED	RESERVES	TOTAL EXPENDITURES
1000 Instruction	\$0.00	\$0.00	\$0.00
2000 Support Services	\$0.00	\$0.00	\$0.00
3000 Operation Of Non-Instruction Services	\$0.00	\$0.00	\$0.00
4000 Facilities Acquisition & Construcion Services	\$2,147,991.60	\$0.00	\$2,147,991.60
5000 Other Outlays	\$0.00	\$0.00	\$0.00
7000 Other Uses	\$0.00	\$0.00	\$0.00
8000 Repayments	\$0.00	\$0.00	\$0.00
TOTAL EXPENDITURES 2022-23 FISCAL YEAR	\$2,147,991.60	\$0.00	\$2,147,991.60

ENTERPRISE FUNDS BY ACCOUNTS COVERING THE PERIOD JULY 1, 2022 TO JUNE 30, 2023
ESTIMATE OF NEEDS FOR 2023-2024

EXHIBIT "H"

Schedule 1: Current Balance Sheet - June 30, 2023		Gift Fund
ASSETS:		Amount
Cash Balances		\$103,861.81
Investments		\$0.00
TOTAL ASSETS		\$103,861.81
LIABILITIES AND RESERVES:		
Warrants Outstanding		\$0.00
Reserve for Interest on Warrants		\$0.00
Reserves From Schedule 8		\$0.00
TOTAL LIABILITIES AND RESERVES		\$0.00
CASH FUND BALANCE JUNE 30, 2023		\$103,861.81
TOTAL LIABILITIES, RESERVES AND CASH FUND BALANCE		\$103,861.81

Schedule 3: Enterprise Fund Gift Fund Cash Accounts of Current and all Prior Years		
CURRENT AND ALL PRIOR YEARS	2022-23	2022 & Prior Years
Cash Balance Reported to Excise Board 6-30 of Year in Caption	\$0.00	\$193,640.08
REVENUES, NON-REVENUE RECEIPTS & CASH BALANCES		
1000 DISTRICT SOURCES OF REVENUE (Source 1000 to 1999)	\$5,105.48	\$0.00
2000 INTERMEDIATE SOURCES OF REVENUE (Source 2000 to 2999)	\$0.00	\$0.00
3000 STATE SOURCES OF REVENUE (Source 3000 to 3999)	\$0.00	\$0.00
4000 FEDERAL SOURCES OF REVENUE (Source 4000 to 4999)	\$0.00	\$0.00
5000 NON-REVENUE RECEIPTS (Source 5000 to 5999)	\$0.00	\$0.00
6000 BALANCE SHEET ACCOUNTS		
6100 CASH ACCOUNTS		
6110 Cash Balances Transferred	\$193,640.08	-\$193,640.08
6130 Prior Year Lapsed Appropriations	\$0.00	
6140 Estopped Warrants	\$0.00	
TOTAL CASH ACCOUNTS	\$193,640.08	-\$193,640.08
6200 Interfund Transfers	\$0.00	
TOTAL BALANCE SHEET ACCOUNTS	\$193,640.08	-\$193,640.08
TOTAL REVENUES, NON-REV RECEIPTS & CASH BALANCES	\$198,745.56	\$0.00
Warrants Paid of Year in Caption	\$94,883.75	\$0.00
TOTAL DISBURSEMENTS	\$94,883.75	\$0.00
CASH & INVESTMENTS BALANCE JUNE 30, 2023	\$103,861.81	\$0.00
Reserve for Warrants Outstanding	\$0.00	\$0.00
Reserve for Interest on Warrants	\$0.00	\$0.00
Reserves From Schedule 8	\$0.00	\$0.00
TOTAL LIABILITIES AND RESERVE	\$0.00	\$0.00
DEFICIT	\$0.00	\$0.00
CASH FUND BAL FORWARD TO SUCCEEDING YEAR	\$103,861.81	\$0.00

Schedule 7: Report of Prior Year Warrants Issued From Reserves	FISCAL YEAR ENDING JUNE 30, 2022		
	RESERVES 6/30/22	WARRANTS SINCE ISSUED	BALANCE LAPSED APPROPRIATIONS
TOTAL PRIOR YEAR RESERVES	\$0.00	\$0.00	\$0.00

Schedule 8: Report of Current Year Expenditures	FISCAL YEAR ENDING JUNE 30, 2023		
	WARRANTS ISSUED	RESERVES	TOTAL EXPENDITURES
1000 Instruction	\$0.00	\$0.00	\$0.00
2000 Support Services	\$94,883.75	\$0.00	\$94,883.75
3000 Operation Of Non-Instruction Services	\$0.00	\$0.00	\$0.00
4000 Facilities Acquisition & Construction Services	\$0.00	\$0.00	\$0.00
5000 Other Outlays	\$0.00	\$0.00	\$0.00
7000 Other Uses	\$0.00	\$0.00	\$0.00
8000 Repayments	\$0.00	\$0.00	\$0.00
TOTAL EXPENDITURES 2022-23 FISCAL YEAR	\$94,883.75	\$0.00	\$94,883.75

CERTIFICATE OF EXCISE BOARD

State of Oklahoma, County of Woodward

We, do further certify that we have examined the statement of estimated needs for the current fiscal year ending June 30, 2023, as certified by the Board of Education of Woodward Public Schools, District Number I-1 of said County and State, and its financial statement for the preceding year, and in so doing we have diligently performed the duties imposed upon this Excise Board by 68 O. S. 2001 Section 3007, by (1) ascertaining that the financial statements, as to the statistics therein contained, reflect the true fiscal condition at the close of the fiscal year, or caused the same to be corrected so to show; (2) struck from the estimate of needs so submitted any items not authorized by law and reduced to the sum authorized by law any items restricted by statute as to the amount lawfully expendable therefor; (3) supplemented such estimate, after appropriate action, by an estimate of needs prepared by this Excise Board to make provision for mandatory functions based upon statistics authoritatively submitted; (4) computed the total means available to each fund in the manner provided, applying the Governing Board's estimate of revenue to be derived from surplus tax of the immediately preceding year and from sources other than ad valorem tax, or reduced such estimate to not less than the lawfully authorized ratio of the several sums realized from such sources during the preceding fiscal year or to such lesser sum as may reasonably be anticipated under altered law or circumstance and using for such determination the basic collections of the preceding year and the ratios on which distribution or apportionment must be made during the ensuing or current year.

To the several and specific purposes of the estimated needs as certified, we have and do hereby appropriate the surplus balances of cash on hand of the prior year, estimates of income from sources other than ad valorem taxation within the limitation fixed by law, and the proceeds of ad valorem tax levy within the number of mills authorized, either by apportionment by the Legislature, allocation by the excise board or by legal election, all of which appropriations are made in so far as the available surpluses, revenues, and levies will permit, except in that we have also provided that, after deducting items consisting of cash and the revenue from all sources other than the 2023 tax and the proceeds of the 2023 tax levy are in excess of the residue of such appropriations, by a sum included for delinquent tax, computed at .0% of such residue. And provided further, if said School District has been ascertained to be a well defined State Aid District, the local budget, as approved and appropriated for, has been applied wholly to its operating accounts.

We further certify that the amount required to be raised from tax, excluding Homesteads, for General Revenue Fund purposes as approved, requires a total ad valorem tax levy of 35.000 Mills. Said levy is within the statutory limit, and if in excess, is within the constitutional limit and has been authorized by a vote of the people of said district, as shown by certificate of the School Board to-wit:

To this District, with valuations shown below, the Excise Board allocated 5.000 Mills, plus 15.000 Mills authorized by the Constitution, plus an emergency levy of 5.000 Mills; plus local support levy of 10.000 Mills; for a total levy for the General Fund of 35.000 Mills.

We further certify that the amount required to be raised for building fund purposes as approved requires a tax levy of 5.000 Mills, and said levy has been certified as authorized by a vote of the people at an election held for that purpose. We further certify that Assessed Values used in computing Mill-vote levies have been applied as certified by the County Assessor.

We further certify that we have examined the within statements of account and estimated needs or requirements of the Governing Board of Woodward Public Schools, School District No. I-1 of said County and State, in relation to the Sinking Fund or Funds thereof, and after finding the same correct or having caused the same to be corrected pursuant to 68 O. S. 2001 Section 3009, have approved the requirements therefor to fulfill the conditions of Section 26 and 28 of Article 10, Oklahoma Constitution, and have made and certified a tax levy therefor to the extent of the excess of said total requirements over the total of items 2, 3, 6, and 12 of Exhibit Y and any other legal deduction, including a reserve of .0% for delinquent taxes.

CERTIFICATE OF EXCISE BOARD
ESTIMATE OF NEEDS FOR 2023-2024

EXHIBIT "Y"					
County Excise Board's Appropriation of Income and Revenue	General Fund	Building Fund	Co-op Fund	Child Nutrition Fund	New Sinking Fund (Exc. Homesteads)
Appropriation Approved and Provision Made	\$ 26,022,249.98	\$ 1,240,123.14	\$ 74,598.00	\$ 0.00	\$ 3,223,545.95
Appropriation of Revenues:					
Excess of Assets Over Liabilities	\$ 2,295,407.73	\$ 425,451.87	\$ 0.00	\$ 0.00	\$ 167,362.97
Unclaimed Protest Tax Refunds	\$ 0.00	\$ 0.00	\$ 0.00	\$ 0.00	\$ 0.00
Miscellaneous Estimated Revenues	\$ 18,022,580.26	\$ 0.00	\$ 74,598.00	\$ 0.00	None
Est. Value of Surplus Tax in Process	\$ 0.00	\$ 0.00	\$ 0.00	\$ 0.00	None
Sinking Fund Contributions	\$ 0.00	\$ 0.00	\$ 0.00	\$ 0.00	\$ 0.00
Surplus Building Fund Cash	\$ 0.00	\$ 0.00	\$ 0.00	\$ 0.00	\$ 0.00
Total Other Than 2023 Tax	\$ 20,317,987.99	\$ 425,451.87	\$ 74,598.00	\$ 0.00	\$ 167,362.97
Balance Required	\$ 5,704,261.99	\$ 814,671.27	\$ 0.00	\$ 0.00	\$ 3,056,182.98
Add Allowance for Delinquency	\$ 570,426.20	\$ 81,467.13	\$ 0.00	\$ 0.00	\$ 152,809.15
Total Required for 2023 Tax	\$ 6,274,688.19	\$ 896,138.40	\$ 0.00	\$ 0.00	\$ 3,208,992.13
Rate of Levy Required and Certified	-----	-----	-----	-----	18.51 Mills

We further certify that the net assessed valuation of the Property, subject to ad valorem taxes, after the amount of all Homestead Exemptions have been deducted in the said School District as finally equalized and certified by the Board of Equalization for the current year 2023-2024 is as follows:

VALUATION AND LEVIES EXCLUDING HOMESTEADS				
County	Real	Personal	Public Service	Total
This County Woodward	\$ 90,837,572	\$ 58,696,897	\$ 22,407,910	\$ 171,942,379
Joint County Harper	\$ 127,778	\$ 1,146,877	\$ 158,870	\$ 1,433,525
Joint County	\$ 0	\$ 0	\$ 0	\$ 0
Joint County	\$ 0	\$ 0	\$ 0	\$ 0
Joint County	\$ 0	\$ 0	\$ 0	\$ 0
Joint County	\$ 0	\$ 0	\$ 0	\$ 0
Joint County	\$ 0	\$ 0	\$ 0	\$ 0
Joint County	\$ 0	\$ 0	\$ 0	\$ 0
Joint County	\$ 0	\$ 0	\$ 0	\$ 0
Joint County	\$ 0	\$ 0	\$ 0	\$ 0
Joint County	\$ 0	\$ 0	\$ 0	\$ 0
Joint County	\$ 0	\$ 0	\$ 0	\$ 0
Joint County	\$ 0	\$ 0	\$ 0	\$ 0
Joint County	\$ 0	\$ 0	\$ 0	\$ 0
Joint County	\$ 0	\$ 0	\$ 0	\$ 0
Total Valuations, All Counties	\$ 90,965,350	\$ 59,843,774	\$ 22,566,780	\$ 173,375,904

The assessed valuations herein certified have been used in computing the rates of mill levies and the proceeds thereof appropriated as aforesaid; and that having ascertained as aforesaid, the aggregate amount to be raised by ad valorem taxation, be raised by ad valorem taxation, we thereupon made the above levies therefor as provided by law as follows:

ALL FUND ACCOUNTS COVERING THE PERIOD JULY 1, 2022 TO JUNE 30, 2023
STATISTICAL DATA FOR 2023-2024

EXHIBIT "Z"

Schedule 1: SUMMARY RECAPITULATION OF SCHOOL COSTS FOR THE FISCAL YEAR ENDING JUNE 30, 2023, AND
APPORTIONMENT THEREOF

CLASSIFICATION	ACCUMULATION OF EXPENDITURES AND UNLIQUIDATED COMMITMENTS TO DETERMINE PER CAPITA COSTS					
	GENERAL REVENUE FUND	CHILD NUTRITION FUND	BUILDING FUND	SINKING FUND	SPECIAL REVENUE FUNDS	CAPITAL PROJECT FUNDS
Current Exp. - Educational	\$ 22,947,116.06	\$ 0.00	\$ 969,882.78	\$ 0.00	\$ 0.00	\$ 0.00
Current Exp. - Transportation	\$ 852,308.48	\$ 0.00	\$ 0.00	\$ 0.00	\$ 0.00	\$ 0.00
Current Res. - Educational	\$ 357,085.53	\$ 0.00	\$ 70,234.98	\$ 0.00	\$ 0.00	\$ 0.00
Current Res. - Transportation	\$ 64,241.09	\$ 0.00	\$ 0.00	\$ 0.00	\$ 0.00	\$ 0.00
Capital Exp. - Educational	\$ 0.00	\$ 0.00	\$ 932,910.90	\$ 4,439,872.50	\$ 0.00	\$ 0.00
Capital Exp. - Transportation	\$ 0.00	\$ 0.00	\$ 0.00	\$ 0.00	\$ 0.00	\$ 0.00
Capital Res. - Educational	\$ 0.00	\$ 0.00	\$ 0.00	\$ 0.00	\$ 0.00	\$ 0.00
Capital Res. - Transportation	\$ 0.00	\$ 0.00	\$ 0.00	\$ 0.00	\$ 0.00	\$ 0.00
Interest Paid and Reserved	\$ 0.00	\$ 0.00	\$ 0.00	\$ 0.00	\$ 0.00	\$ 0.00
TOTALS	\$ 24,220,751.16	\$ 0.00	\$ 1,973,028.66	\$ 4,439,872.50	\$ 0.00	\$ 0.00

Enumeration		2,503.23	Average Daily Attendance		2,363.33	Average Daily Haul		1,647.87
-------------	--	----------	-----------------------------	--	----------	-----------------------	--	----------

Expenditures and Reserves	ENTERPRISE FUNDS	ACTIVITY FUNDS	EXPENDABLE TRUST FUNDS	NON- EXPENDABLE TRUST FUNDS	INTERNAL SERVICE FUNDS
Current Expenditures - Educational	\$ 0.00	\$ 0.00	\$ 0.00	\$ 0.00	\$ 0.00
Current Expenditures - Transportation	\$ 0.00	\$ 0.00	\$ 0.00	\$ 0.00	\$ 0.00
Current Reserves - Educational	\$ 0.00	\$ 0.00	\$ 0.00	\$ 0.00	\$ 0.00
Current Reserves - Transportation	\$ 0.00	\$ 0.00	\$ 0.00	\$ 0.00	\$ 0.00
Capital Expenditures - Educational	\$ 0.00	\$ 0.00	\$ 0.00	\$ 0.00	\$ 0.00
Capital Expenditures - Transportation	\$ 0.00	\$ 0.00	\$ 0.00	\$ 0.00	\$ 0.00
Capital Reserves - Educational	\$ 0.00	\$ 0.00	\$ 0.00	\$ 0.00	\$ 0.00
Capital Reserves - Transportation	\$ 0.00	\$ 0.00	\$ 0.00	\$ 0.00	\$ 0.00
Interest Paid and Reserved	\$ 0.00	\$ 0.00	\$ 0.00	\$ 0.00	\$ 0.00
TOTALS	\$ 0.00	\$ 0.00	\$ 0.00	\$ 0.00	\$ 0.00

Per Capita Cost for:		Education	\$ 12,574.25	Transportation	\$ 556.20
----------------------	--	-----------	--------------	----------------	-----------

Expenditures and Reserves	TOTAL OF ALL APPLICABLE COSTS 2022-2023	OPERATION COSTS ONLY	TRANSPORTATION COSTS ONLY
Current Expenditures - Educational	\$ 23,916,998.84	\$ 23,916,998.84	\$ 0.00
Current Expenditures - Transportation	\$ 852,308.48	\$ 0.00	\$ 852,308.48
Current Reserves - Educational	\$ 427,320.51	\$ 427,320.51	\$ 0.00
Current Reserves - Transportation	\$ 64,241.09	\$ 0.00	\$ 64,241.09
Capital Expenditures - Educational	\$ 5,372,783.40	\$ 5,372,783.40	\$ 0.00
Capital Expenditures - Transportation	\$ 0.00	\$ 0.00	\$ 0.00
Capital Reserves - Educational	\$ 0.00	\$ 0.00	\$ 0.00
Capital Reserves - Transportation	\$ 0.00	\$ 0.00	\$ 0.00
Interest Paid and Reserved	\$ 0.00	\$ 0.00	\$ 0.00
TOTALS	\$ 30,633,652.32	\$ 29,717,102.75	\$ 916,549.57